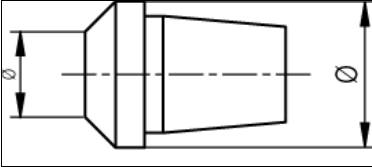
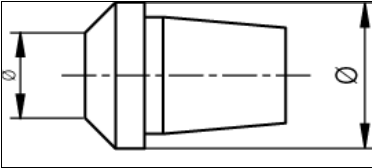
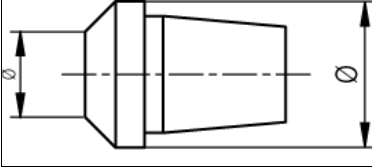
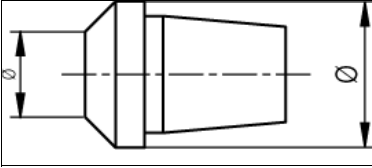
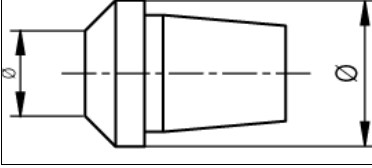
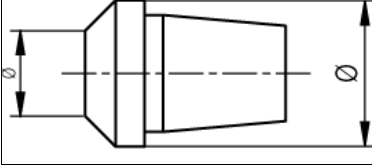
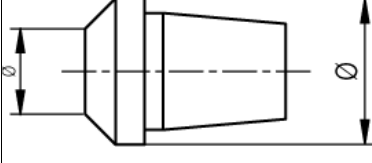
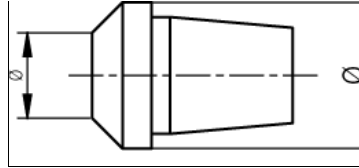
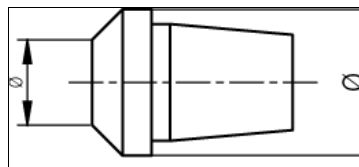
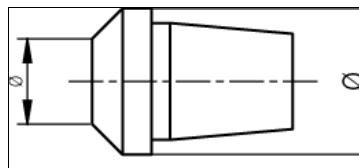
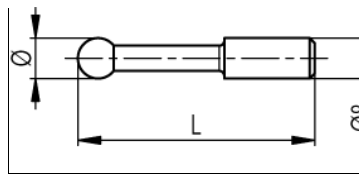
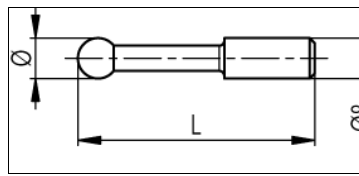
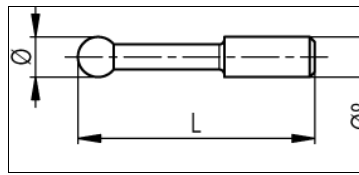
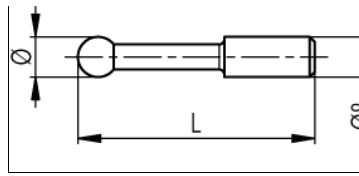


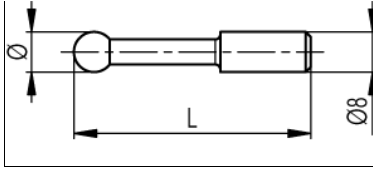
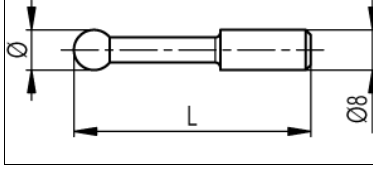
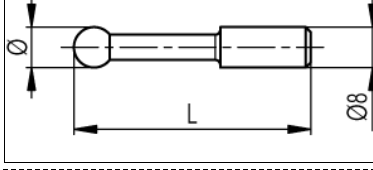
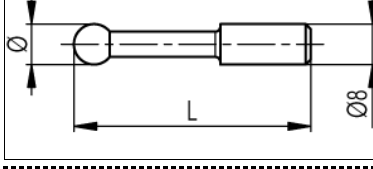
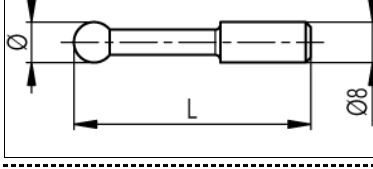
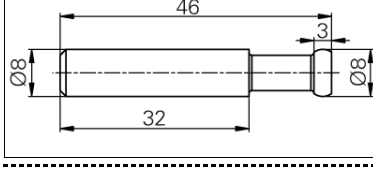
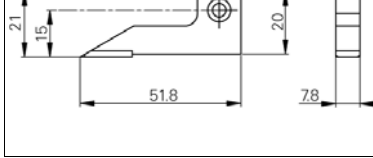
# Accessoires verticaux

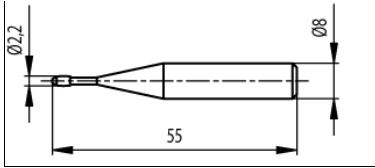
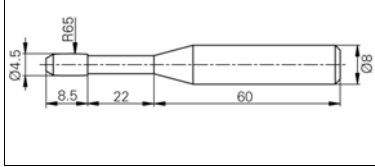
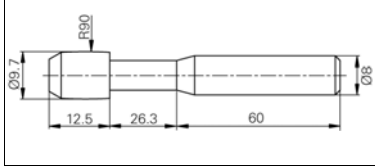
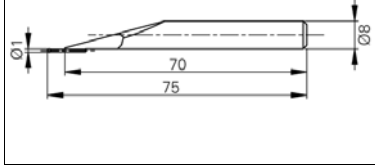
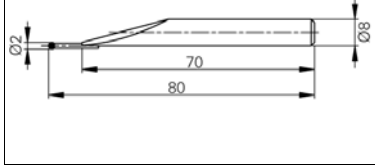
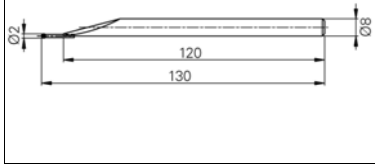
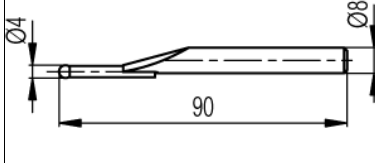
Publié

TVM V3 V4 V5 V6 VT M/MT V7 V9

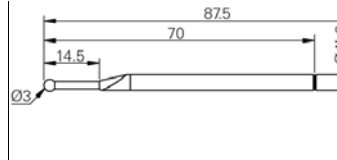
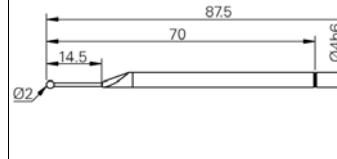
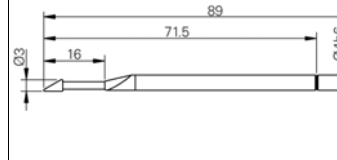
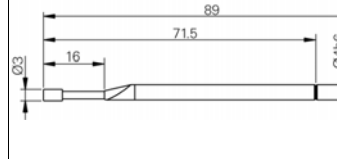
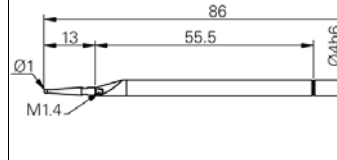

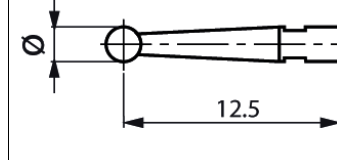
1	<b>TV2S2</b> 279 901007 002	Cône Ø0-15 mm Konus Ø0-15 mm Cone Ø0-15 mm		<input checked="" type="checkbox"/> <input type="checkbox"/> <input type="checkbox"/> <input type="checkbox"/> <input type="checkbox"/> <input type="checkbox"/> <input type="checkbox"/> <input type="checkbox"/> <input type="checkbox"/> <input type="checkbox"/>
				MI-1010
1	<b>TV2S3</b> 279 901007 003	Cône Ø13-20.5 mm Konus Ø13-20.5 mm Cone Ø13-20.5 mm		<input checked="" type="checkbox"/> <input type="checkbox"/> <input type="checkbox"/> <input type="checkbox"/> <input type="checkbox"/> <input type="checkbox"/> <input type="checkbox"/> <input type="checkbox"/> <input type="checkbox"/> <input type="checkbox"/>
				MI-1020
1	<b>TV2S4</b> 279 901007 004	Cône Ø17-24.5 mm Konus Ø17-24.5 mm Cone Ø17-24.5 mm		<input checked="" type="checkbox"/> <input type="checkbox"/> <input type="checkbox"/> <input type="checkbox"/> <input type="checkbox"/> <input type="checkbox"/> <input type="checkbox"/> <input type="checkbox"/> <input type="checkbox"/> <input type="checkbox"/>
				MI-1030
1	<b>TV2S5</b> 279 901007 005	Cône Ø23-30.5 mm Konus Ø23-30.5 mm Cone Ø23-30.5 mm		<input checked="" type="checkbox"/> <input type="checkbox"/> <input type="checkbox"/> <input type="checkbox"/> <input type="checkbox"/> <input type="checkbox"/> <input type="checkbox"/> <input type="checkbox"/> <input type="checkbox"/> <input type="checkbox"/>
				MI-1040
1	<b>TV2S6</b> 279 901007 006	Cône Ø26-35.5 mm Konus Ø26-35.5 mm Cone Ø26-35.5 mm		<input checked="" type="checkbox"/> <input type="checkbox"/> <input type="checkbox"/> <input type="checkbox"/> <input type="checkbox"/> <input type="checkbox"/> <input type="checkbox"/> <input type="checkbox"/> <input type="checkbox"/> <input type="checkbox"/>
				MI-1050
1	<b>TV2S7</b> 279 901007 007	Cône Ø32-39 mm Konus Ø32-39 mm Cone Ø32-39 mm		<input checked="" type="checkbox"/> <input type="checkbox"/> <input type="checkbox"/> <input type="checkbox"/> <input type="checkbox"/> <input type="checkbox"/> <input type="checkbox"/> <input type="checkbox"/> <input type="checkbox"/> <input type="checkbox"/>
				MI-1060
1	<b>TV2S8</b> 279 901007 008	Cône Ø36-45 mm Konus Ø36-45 mm Cone Ø36-45 mm		<input checked="" type="checkbox"/> <input type="checkbox"/> <input type="checkbox"/> <input type="checkbox"/> <input type="checkbox"/> <input type="checkbox"/> <input type="checkbox"/> <input type="checkbox"/> <input type="checkbox"/> <input type="checkbox"/>
				MI-1070

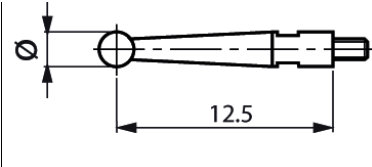
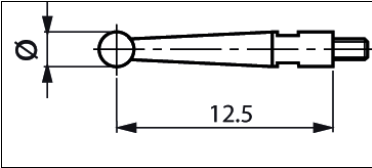
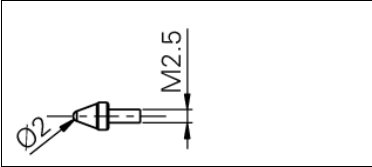
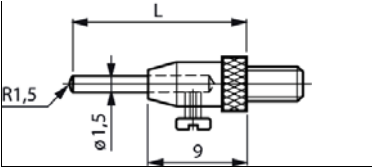
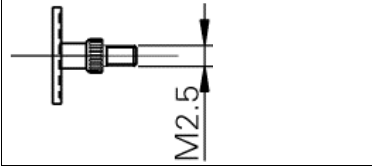
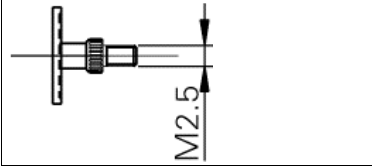
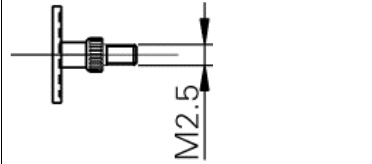
<p>1</p>	<p><b>TV2S9</b> 279 901007 009</p>	<p>Cône Ø41-50 mm Konus Ø41-50 mm Cone Ø41-50 mm</p>		<p><input checked="" type="checkbox"/> <input type="checkbox"/> <input type="checkbox"/> <input type="checkbox"/> <input type="checkbox"/> <input type="checkbox"/> <input type="checkbox"/> <input type="checkbox"/> <input type="checkbox"/> <input type="checkbox"/></p> <p>MI-1080</p>
<p>1</p>	<p><b>TV2S10</b> 279 901007 010</p>	<p>Cône Ø46-55 mm Konus Ø46-55 mm Cone Ø46-55 mm</p>		<p><input checked="" type="checkbox"/> <input type="checkbox"/> <input type="checkbox"/> <input type="checkbox"/> <input type="checkbox"/> <input type="checkbox"/> <input type="checkbox"/> <input type="checkbox"/> <input type="checkbox"/> <input type="checkbox"/></p> <p>MI-1090</p>
<p>1</p>	<p><b>TV2S11</b> 279 901007 011</p>	<p>Cône Ø51-60 mm Konus Ø51-50 mm Cone Ø51-60 mm</p>		<p><input checked="" type="checkbox"/> <input type="checkbox"/> <input type="checkbox"/> <input type="checkbox"/> <input type="checkbox"/> <input type="checkbox"/> <input type="checkbox"/> <input type="checkbox"/> <input type="checkbox"/> <input type="checkbox"/></p> <p>MI-1100</p>
<p>1</p>	<p><b>TVM2.9</b> 509 05 20 0001</p>	<p>Touche à bille Ø0.5 mm Kugel-Messeinsatz Ø0.5 mm Ball insert Ø0.5 mm</p>		<p><input checked="" type="checkbox"/> <input type="checkbox"/> <input type="checkbox"/> <input type="checkbox"/> <input type="checkbox"/> <input type="checkbox"/> <input type="checkbox"/> <input type="checkbox"/> <input type="checkbox"/> <input type="checkbox"/></p> <p>MI-1110</p>
<p>1</p>	<p><b>TVM2.8</b> 509 05 20 0003</p>	<p>Touche à bille Ø1 mm Kugel-Messeinsatz Ø1 mm Ball insert Ø1 mm</p>		<p><input checked="" type="checkbox"/> <input type="checkbox"/> <input type="checkbox"/> <input type="checkbox"/> <input type="checkbox"/> <input type="checkbox"/> <input type="checkbox"/> <input type="checkbox"/> <input type="checkbox"/> <input type="checkbox"/></p> <p>MI-1111</p>
<p>1</p>	<p><b>TVM2.4</b> 509 05 20 0009</p>	<p>Touche à bille Ø2 mm Kugel-Messeinsatz Ø2 mm Ball insert Ø2 mm</p>		<p><input checked="" type="checkbox"/> <input type="checkbox"/> <input type="checkbox"/> <input type="checkbox"/> <input type="checkbox"/> <input type="checkbox"/> <input type="checkbox"/> <input type="checkbox"/> <input type="checkbox"/> <input type="checkbox"/></p> <p>MI-1112</p>
<p>1</p>	<p><b>TVM2.3</b> 509 05 20 0014</p>	<p>Touche à bille Ø3 mm Kugel-Messeinsatz Ø3 mm Ball insert Ø3 mm</p>		<p><input checked="" type="checkbox"/> <input type="checkbox"/> <input type="checkbox"/> <input type="checkbox"/> <input type="checkbox"/> <input type="checkbox"/> <input type="checkbox"/> <input type="checkbox"/> <input type="checkbox"/> <input type="checkbox"/></p> <p>MI-1113</p>

1	<b>TVM2.2</b> 509 05 20 0025	Touche à bille Ø4 mm Kugel-Messeinsatz Ø4 mm Ball insert Ø4 mm		<input checked="" type="checkbox"/> <input type="checkbox"/> <input type="checkbox"/> <input type="checkbox"/> <input type="checkbox"/> <input type="checkbox"/> <input type="checkbox"/> <input type="checkbox"/> <input type="checkbox"/> <input type="checkbox"/>
			MI-1114	
1	<b>TVM2.6</b> 509 05 20 0031	Touche à bille Ø5 mm Kugel-Messeinsatz Ø5 mm Ball insert Ø5 mm		<input checked="" type="checkbox"/> <input type="checkbox"/> <input type="checkbox"/> <input type="checkbox"/> <input type="checkbox"/> <input type="checkbox"/> <input type="checkbox"/> <input type="checkbox"/> <input type="checkbox"/> <input type="checkbox"/>
			MI-1115	
1	<b>TVM2.1</b> 509 05 20 0037	Touche à bille Ø6 mm Kugel-Messeinsatz Ø6 mm Ball insert Ø6 mm		<input checked="" type="checkbox"/> <input type="checkbox"/> <input type="checkbox"/> <input type="checkbox"/> <input type="checkbox"/> <input type="checkbox"/> <input type="checkbox"/> <input type="checkbox"/> <input type="checkbox"/> <input type="checkbox"/>
			MI-1116	
1	<b>TVM2.7</b> 509 05 20 0045	Touche à bille Ø7 mm Kugel-Messeinsatz Ø7 mm Ball insert Ø7 mm		<input checked="" type="checkbox"/> <input type="checkbox"/> <input type="checkbox"/> <input type="checkbox"/> <input type="checkbox"/> <input type="checkbox"/> <input type="checkbox"/> <input type="checkbox"/> <input type="checkbox"/> <input type="checkbox"/>
			MI-1117	
1	<b>TVM2</b> 509 05 20 0051	Touche à bille Ø8 mm Kugel-Messeinsatz Ø8 mm Ball insert Ø8 mm		<input checked="" type="checkbox"/> <input type="checkbox"/> <input type="checkbox"/> <input type="checkbox"/> <input type="checkbox"/> <input type="checkbox"/> <input type="checkbox"/> <input type="checkbox"/> <input type="checkbox"/> <input type="checkbox"/>
			MI-1118	
1	<b>TVM2.5</b> 509 05 20 0059	Touche à plateau Ø8 mm Zylindrischer Messeinsatz Ø8 mm Disc shaped insert Ø8 mm		<input checked="" type="checkbox"/> <input type="checkbox"/> <input type="checkbox"/> <input type="checkbox"/> <input type="checkbox"/> <input type="checkbox"/> <input type="checkbox"/> <input type="checkbox"/> <input type="checkbox"/> <input type="checkbox"/>
			MI-1120	
1	<b>TVM3</b> 609 12 003	Pointe à tracer Anreissnadel Scriber		<input checked="" type="checkbox"/> <input type="checkbox"/> <input type="checkbox"/> <input type="checkbox"/> <input type="checkbox"/> <input type="checkbox"/> <input type="checkbox"/> <input type="checkbox"/> <input type="checkbox"/> <input type="checkbox"/>
			MI-1130	

1	<b>TVA9.1</b> 509 05 20 0011	Touche en tonneau M3-M16, L=55 mm Balliger Messeinsatz M3-M16, L=55 mm barrel-shaped insert M3-M16, L=55 mm		<input type="checkbox"/> <input checked="" type="checkbox"/> <input checked="" type="checkbox"/> <input checked="" type="checkbox"/> <input checked="" type="checkbox"/> <input checked="" type="checkbox"/> <input checked="" type="checkbox"/> <input checked="" type="checkbox"/> <input checked="" type="checkbox"/> <input checked="" type="checkbox"/>
1	<b>TVA9.2</b> 509 05 20 0029	Touche en tonneau M6-M48, L=60 mm Balliger Messeinsatz M6-M48, L=60 mm barrel-shaped insert M6-M48, L=60 mm		<input type="checkbox"/> <input checked="" type="checkbox"/> <input checked="" type="checkbox"/> <input checked="" type="checkbox"/> <input checked="" type="checkbox"/> <input checked="" type="checkbox"/> <input checked="" type="checkbox"/> <input checked="" type="checkbox"/> <input checked="" type="checkbox"/> <input checked="" type="checkbox"/>
1	<b>TVA9.3</b> 509 05 20 0062	Touche en tonneau M12-M150, L=60 mm Balliger Messeinsatz M12-M150, L=60 mm barrel-shaped insert M12-M150, L=60 mm		<input type="checkbox"/> <input checked="" type="checkbox"/> <input checked="" type="checkbox"/> <input checked="" type="checkbox"/> <input checked="" type="checkbox"/> <input checked="" type="checkbox"/> <input checked="" type="checkbox"/> <input checked="" type="checkbox"/> <input checked="" type="checkbox"/> <input checked="" type="checkbox"/>
1	<b>TA-MI-111</b> 509 05 20 0078	Touche à bille métal dur Ø1 mm, L=75 mm Messeinsatz mit Hartmetall-Kugel Ø1 mm, L=75 mm Measuring insert with tungst. carb. ball, Ø1 mm, L=75 mm		<input type="checkbox"/> <input checked="" type="checkbox"/> <input checked="" type="checkbox"/> <input checked="" type="checkbox"/> <input checked="" type="checkbox"/> <input checked="" type="checkbox"/> <input checked="" type="checkbox"/> <input checked="" type="checkbox"/> <input checked="" type="checkbox"/> <input checked="" type="checkbox"/>
1	<b>TA-MI-110</b> 509 05 20 0077	Touche à bille en métal dur Ø2 mm, L=80 mm Messeinsatz mit Hartmetall-Kugel Ø2 mm, L=80 mm Measuring insert with tungst. carb. ball Ø2 mm, L=80 mm		<input type="checkbox"/> <input checked="" type="checkbox"/> <input checked="" type="checkbox"/> <input checked="" type="checkbox"/> <input checked="" type="checkbox"/> <input checked="" type="checkbox"/> <input checked="" type="checkbox"/> <input checked="" type="checkbox"/> <input checked="" type="checkbox"/> <input checked="" type="checkbox"/>
1	<b>TA-MI-104</b> 509 05 20 0080	Touche à bille métal dur Ø2 mm, L=130 mm Messeinsatz mit Hartmetall-Kugel Ø2 mm, L=130 mm Measuring insert with tungst. carb. ball Ø2mm, L=130 mm		<input type="checkbox"/> <input checked="" type="checkbox"/> <input checked="" type="checkbox"/> <input checked="" type="checkbox"/> <input checked="" type="checkbox"/> <input checked="" type="checkbox"/> <input checked="" type="checkbox"/> <input checked="" type="checkbox"/> <input checked="" type="checkbox"/> <input checked="" type="checkbox"/>
1	<b>TA-MI-102</b> 509 05 20 0075	Touche à bille métal dur Ø4mm, L=90 mm Messeinsatz mit Hartmetall-Kugel Ø4 mm, L=90 mm Measuring insert with tungst. carb. ball Ø4 mm, L=90 mm		<input type="checkbox"/> <input checked="" type="checkbox"/> <input checked="" type="checkbox"/> <input checked="" type="checkbox"/> <input checked="" type="checkbox"/> <input checked="" type="checkbox"/> <input checked="" type="checkbox"/> <input checked="" type="checkbox"/> <input checked="" type="checkbox"/> <input checked="" type="checkbox"/>

1	<p><b>TA-MI-105</b> 509 05 20 0079</p> <p>Touche à bille métal dur, Ø4 mm, L=140 mm</p> <p>Messeinsatz mit Hartmetall-Kugel Ø4 mm, L=140 mm</p> <p>Measuring insert with tungst. carb. ball Ø4 mm, L=140 mm</p>		<input type="checkbox"/> <input checked="" type="checkbox"/> <input checked="" type="checkbox"/> <input checked="" type="checkbox"/> <input checked="" type="checkbox"/> <input checked="" type="checkbox"/> <input checked="" type="checkbox"/> <input checked="" type="checkbox"/> <input checked="" type="checkbox"/> <input checked="" type="checkbox"/>
1	<p><b>TA-MI-106</b> 279 918011 004</p> <p>Touche à bille rubis Ø5 mm, L=129 mm</p> <p>Messeinsatz mit Rubin-Kugel Ø5 mm, L=129 mm</p> <p>Measuring insert with ruby ball Ø5 mm, L=129 mm</p>		<input type="checkbox"/> <input checked="" type="checkbox"/> <input checked="" type="checkbox"/> <input checked="" type="checkbox"/> <input checked="" type="checkbox"/> <input checked="" type="checkbox"/> <input checked="" type="checkbox"/> <input checked="" type="checkbox"/> <input checked="" type="checkbox"/> <input checked="" type="checkbox"/>
1	<p><b>TA-MI-101</b> 509 05 20 0074</p> <p>Touche à bille rubis Ø4 mm, L=90 mm</p> <p>Messeinsatz mit Rubin-Kugel Ø4 mm, L=90 mm</p> <p>Measuring insert with ruby ball Ø4 mm, L=90 mm</p>		<input type="checkbox"/> <input checked="" type="checkbox"/> <input checked="" type="checkbox"/> <input checked="" type="checkbox"/> <input checked="" type="checkbox"/> <input checked="" type="checkbox"/> <input type="checkbox"/> <input checked="" type="checkbox"/> <input type="checkbox"/>
1	<p><b>TA-MI-119</b> SP279 918011 005</p> <p>Touche à bille rubis Ø5 mm, L=64 mm</p> <p>Messeinsatz mit Rubin-Kugel Ø5 mm, L=64 mm</p> <p>Measuring insert with ruby ball Ø5 mm, L=64 mm</p>		<input type="checkbox"/> <input type="checkbox"/> <input type="checkbox"/> <input type="checkbox"/> <input type="checkbox"/> <input type="checkbox"/> <input checked="" type="checkbox"/> <input type="checkbox"/> <input checked="" type="checkbox"/>
1	<p><b>TA-MI-107</b> 509 05 20 0081</p> <p>Touche à goupille métal dur Ø1.5 mm, L=78 mm</p> <p>Zylindrischer Messeinsatz Ø1.5 mm, L=78 mm</p> <p>Measuring insert with pin Ø1.5 mm, L=78 mm</p>		<input type="checkbox"/> <input checked="" type="checkbox"/> <input checked="" type="checkbox"/> <input checked="" type="checkbox"/> <input checked="" type="checkbox"/> <input checked="" type="checkbox"/> <input checked="" type="checkbox"/> <input checked="" type="checkbox"/> <input checked="" type="checkbox"/>
1	<p><b>TA-MI-112</b> 509 05 20 0082</p> <p>Touche à surfaces planes, L=90 mm</p> <p>Messeinsatz mit Parallel-Messflächen, L=90 mm</p> <p>Measuring insert with parallel faces, L=90 mm</p>		<input type="checkbox"/> <input checked="" type="checkbox"/> <input checked="" type="checkbox"/> <input checked="" type="checkbox"/> <input checked="" type="checkbox"/> <input checked="" type="checkbox"/> <input checked="" type="checkbox"/> <input checked="" type="checkbox"/> <input checked="" type="checkbox"/>
1	<p><b>TA-MI-108</b> 279 918011 002</p> <p>Touche à bille rubis Ø10 mm, L=100 mm</p> <p>Messeinsatz mit Rubin-Kugel Ø10 mm, L=100 mm</p> <p>Measuring insert with ruby ball Ø10 mm, L=100 mm</p>		<input type="checkbox"/> <input checked="" type="checkbox"/> <input checked="" type="checkbox"/> <input checked="" type="checkbox"/> <input checked="" type="checkbox"/> <input checked="" type="checkbox"/> <input checked="" type="checkbox"/> <input checked="" type="checkbox"/> <input checked="" type="checkbox"/>

1	<b>TA-MI-109</b> 279 918011 003	Touche à bille rubis Ø3 mm, L=87.5 mm  Messeinsatz mit Rubin-Kugel Ø3 mm, L=87.5 mm  Measuring insert with ruby ball Ø3 mm, L=87.5 mm		<input type="checkbox"/> <input checked="" type="checkbox"/> <input checked="" type="checkbox"/> <input checked="" type="checkbox"/> <input checked="" type="checkbox"/> <input checked="" type="checkbox"/> <input checked="" type="checkbox"/> <input checked="" type="checkbox"/> <input checked="" type="checkbox"/> <input checked="" type="checkbox"/>
1	<b>V-50.9</b> 279 918011 001	Touche à bille rubis Ø2 mm, L=88 mm  Messeinsatz mit Rubin-Kugel Ø2 mm, L=88 mm  Measuring insert with ruby ball Ø2 mm, L=88 mm		<input type="checkbox"/> <input checked="" type="checkbox"/> <input checked="" type="checkbox"/> <input checked="" type="checkbox"/> <input checked="" type="checkbox"/> <input checked="" type="checkbox"/> <input checked="" type="checkbox"/> <input checked="" type="checkbox"/> <input checked="" type="checkbox"/> <input checked="" type="checkbox"/>
1	<b>V-50.10</b> 279 918007 001	Touche biseautée  Abgeschrägter Messeinsatz  Knife-edge insert		<input type="checkbox"/> <input checked="" type="checkbox"/> <input checked="" type="checkbox"/> <input checked="" type="checkbox"/> <input checked="" type="checkbox"/> <input checked="" type="checkbox"/> <input checked="" type="checkbox"/> <input checked="" type="checkbox"/> <input checked="" type="checkbox"/> <input checked="" type="checkbox"/>
1	<b>V-50.11</b> 279 918013 001	Touche en tonneau Ø3 x 5 mm, L = 89 mm  Balliger Messeinsatz Ø3 x 5 mm, L = 89 mm  barrel-shaped insert Ø3 x 5 mm, L = 89 mm		<input type="checkbox"/> <input checked="" type="checkbox"/> <input checked="" type="checkbox"/> <input checked="" type="checkbox"/> <input checked="" type="checkbox"/> <input checked="" type="checkbox"/> <input checked="" type="checkbox"/> <input checked="" type="checkbox"/> <input checked="" type="checkbox"/> <input checked="" type="checkbox"/>
1	<b>V-50.12</b> 279 918012 001	Touche à bille Ø1 mm avec porte-touche, L=86 mm  Kugel-Messeinsatz Ø1 mm mit Halter, L=86 mm  Measuring insert Ø1 mm with holder, L=86 mm		<input type="checkbox"/> <input checked="" type="checkbox"/> <input checked="" type="checkbox"/> <input checked="" type="checkbox"/> <input checked="" type="checkbox"/> <input checked="" type="checkbox"/> <input checked="" type="checkbox"/> <input checked="" type="checkbox"/> <input checked="" type="checkbox"/> <input checked="" type="checkbox"/>
1	<b>TA-MI-114</b> 506 22 20 0063	Goupille, 1 face hémisphérique et 1 face plane, L=100 mm  Stift, 1 halbkugelförmige und 1 flache Messfläche, L=100 mm  Pin, 1 hemispheric and 1 plane face, L=100 mm		<input type="checkbox"/> <input checked="" type="checkbox"/> <input checked="" type="checkbox"/> <input checked="" type="checkbox"/> <input checked="" type="checkbox"/> <input checked="" type="checkbox"/> <input checked="" type="checkbox"/> <input checked="" type="checkbox"/> <input checked="" type="checkbox"/> <input checked="" type="checkbox"/>
1	<b>TA-MI-115</b> 279 901001 001	Touche M1.4 avec bille Ø1 mm, L=12.5 mm  Fühlhebelmesseinsatz M1.4 mit Kugel Ø1 mm, L=12,5 mm  Measuring insert M1.4 with ball Ø1 mm, L=12.5 mm		<input type="checkbox"/> <input checked="" type="checkbox"/> <input checked="" type="checkbox"/> <input checked="" type="checkbox"/> <input checked="" type="checkbox"/> <input checked="" type="checkbox"/> <input checked="" type="checkbox"/> <input checked="" type="checkbox"/> <input checked="" type="checkbox"/> <input checked="" type="checkbox"/>

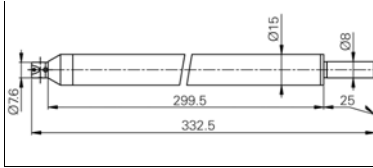
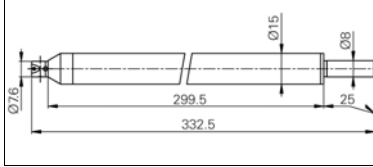
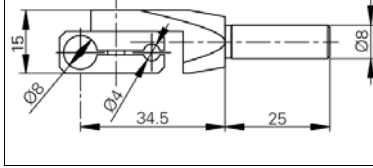
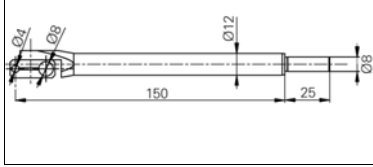
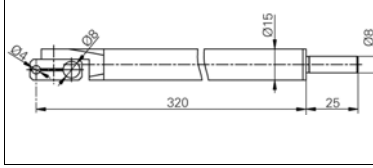
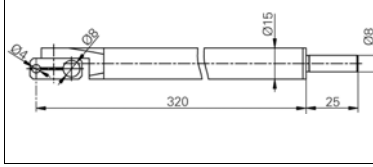
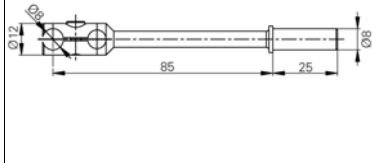
1	<b>TA-MI-116</b> 279 901001 002	Touche M1.4 avec bille Ø2 mm, L=12.5 mm Fühlhebelmesseinsatz M1.4 mit Kugel Ø2 mm, L=12.5 mm Measuring insert M1.4 with ball Ø2 mm, L=12.5 mm		<input type="checkbox"/>	<input checked="" type="checkbox"/>	<input checked="" type="checkbox"/>	<input checked="" type="checkbox"/>	<input checked="" type="checkbox"/>	<input checked="" type="checkbox"/>	<input checked="" type="checkbox"/>	<input checked="" type="checkbox"/>	<input checked="" type="checkbox"/>	<input checked="" type="checkbox"/>	<input checked="" type="checkbox"/>	<input checked="" type="checkbox"/>	MI-1470
1	<b>TA-MI-117</b> 279 901001 003	Touche M1.4 avec bille Ø3 mm, L=12.5 mm Fühlhebelmesseinsatz M1.4 mit Kugel Ø3 mm, L=12.5 mm Measuring insert M1.4 with ball Ø3 mm, L=12.5 mm		<input type="checkbox"/>	<input checked="" type="checkbox"/>	<input checked="" type="checkbox"/>	<input checked="" type="checkbox"/>	<input checked="" type="checkbox"/>	<input checked="" type="checkbox"/>	<input checked="" type="checkbox"/>	<input checked="" type="checkbox"/>	<input checked="" type="checkbox"/>	<input checked="" type="checkbox"/>	<input checked="" type="checkbox"/>	<input checked="" type="checkbox"/>	MI-1480
1	<b>V-50.4</b> 279 918010 001	Touche hémisphérique M2,5 Messeinsatz M2.5 mit kugelförmiger Messfläche Measuring insert M2,5 with ball contact		<input type="checkbox"/>	<input checked="" type="checkbox"/>	<input checked="" type="checkbox"/>	<input checked="" type="checkbox"/>	<input checked="" type="checkbox"/>	<input checked="" type="checkbox"/>	<input checked="" type="checkbox"/>	<input checked="" type="checkbox"/>	<input checked="" type="checkbox"/>	<input checked="" type="checkbox"/>	<input checked="" type="checkbox"/>	<input checked="" type="checkbox"/>	MI-1490
1	<b>TA-MI-118</b> 279 901003 001	Touche M2.5 à 4 goupilles interchangeable, L=16/26/36/46 mm Messeinsatz M2.5 mit 4 wechselbaren Stiften, L=16/26/36/46 mm Measuring insert M2.5 with 4 interchangeable pins, L=16/26/36/46 mm		<input type="checkbox"/>	<input checked="" type="checkbox"/>	<input checked="" type="checkbox"/>	<input checked="" type="checkbox"/>	<input checked="" type="checkbox"/>	<input checked="" type="checkbox"/>	<input checked="" type="checkbox"/>	<input checked="" type="checkbox"/>	<input checked="" type="checkbox"/>	<input checked="" type="checkbox"/>	<input checked="" type="checkbox"/>	<input checked="" type="checkbox"/>	MI-1500
1	<b>V-50.2.1</b> 279 918005 002	Touche à disque M2.5, Ø7.7 mm Diskförmiger Messeinsatz M2.5, Ø7.7 mm Disc-shaped inserts M2.5, Ø7.7 mm		<input type="checkbox"/>	<input checked="" type="checkbox"/>	<input checked="" type="checkbox"/>	<input checked="" type="checkbox"/>	<input checked="" type="checkbox"/>	<input checked="" type="checkbox"/>	<input checked="" type="checkbox"/>	<input checked="" type="checkbox"/>	<input checked="" type="checkbox"/>	<input checked="" type="checkbox"/>	<input checked="" type="checkbox"/>	<input checked="" type="checkbox"/>	MI-1510
1	<b>V-50.2.2</b> 279 918005 003	Touche à disque M2.5, Ø11.5 mm Diskförmiger Messeinsatz M2.5, Ø11.5 mm Disc-shaped insert M2.5, Ø11.5 mm		<input type="checkbox"/>	<input checked="" type="checkbox"/>	<input checked="" type="checkbox"/>	<input checked="" type="checkbox"/>	<input checked="" type="checkbox"/>	<input checked="" type="checkbox"/>	<input checked="" type="checkbox"/>	<input checked="" type="checkbox"/>	<input checked="" type="checkbox"/>	<input checked="" type="checkbox"/>	<input checked="" type="checkbox"/>	<input checked="" type="checkbox"/>	MI-1520
1	<b>V-50.2.3</b> 279 918005 004	Touche à disque M2.5, Ø18 mm Diskförmiger Messeinsatz M2.5, Ø18 mm Disc-shaped inserts M2.5, Ø18 mm		<input type="checkbox"/>	<input checked="" type="checkbox"/>	<input checked="" type="checkbox"/>	<input checked="" type="checkbox"/>	<input checked="" type="checkbox"/>	<input checked="" type="checkbox"/>	<input checked="" type="checkbox"/>	<input checked="" type="checkbox"/>	<input checked="" type="checkbox"/>	<input checked="" type="checkbox"/>	<input checked="" type="checkbox"/>	<input checked="" type="checkbox"/>	MI-1530


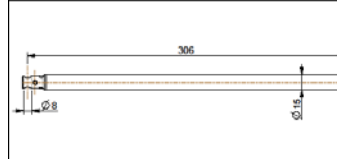
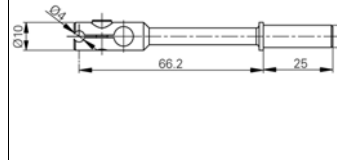
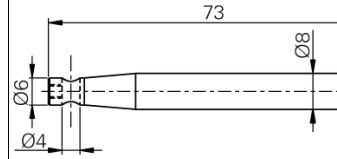
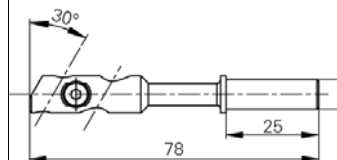
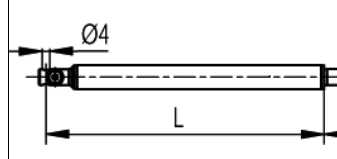
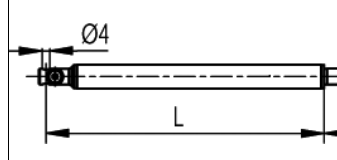
1	<p><b>V-50.2</b> 279 918005 001</p> <p>Jeu de 3 touches à disque M2.5, Ø 7.7 / 11.5 / 18 mm</p> <p>Satz mit 3 Diskusförmigen Messeinsätzen M2.5, Ø 7.7 / 11.5 / 18 mm</p> <p>Set of 3 disc-shaped inserts M2.5, Ø 7.7 / 11.5 / 18 mm</p>		<input type="checkbox"/> <input checked="" type="checkbox"/> <input checked="" type="checkbox"/> <input checked="" type="checkbox"/> <input checked="" type="checkbox"/> <input checked="" type="checkbox"/> <input checked="" type="checkbox"/> <input checked="" type="checkbox"/> <input checked="" type="checkbox"/> <input checked="" type="checkbox"/>
1	<p><b>V-50.3</b> 279 918008 001</p> <p>Touche à pied M2.5</p> <p>L-förmiger Messeinsatz M2.5</p> <p>Corner insert M2.5</p>		<input type="checkbox"/> <input checked="" type="checkbox"/> <input checked="" type="checkbox"/> <input checked="" type="checkbox"/> <input checked="" type="checkbox"/> <input checked="" type="checkbox"/> <input checked="" type="checkbox"/> <input checked="" type="checkbox"/> <input checked="" type="checkbox"/> <input checked="" type="checkbox"/>
1	<p><b>V-50.1</b> 279 918009 001</p> <p>Touche M2.5 à bille rubis orientable Ø3 mm</p> <p>Messeinsatz M2.5 mit Rubin-Kugel Ø3 mm</p> <p>Measuring insert M2.5 with ruby ball Ø3 mm</p>		<input type="checkbox"/> <input checked="" type="checkbox"/> <input checked="" type="checkbox"/> <input checked="" type="checkbox"/> <input checked="" type="checkbox"/> <input checked="" type="checkbox"/> <input checked="" type="checkbox"/> <input checked="" type="checkbox"/> <input checked="" type="checkbox"/> <input checked="" type="checkbox"/>
1	<p><b>TVM1.1</b> 502 02 10 0015</p> <p>Bride pour touche Ø 8 mm</p> <p>Aufnahme-Bride Ø 8 mm</p> <p>Clamping device Ø 8 mm</p>		<input checked="" type="checkbox"/> <input type="checkbox"/> <input type="checkbox"/> <input type="checkbox"/> <input type="checkbox"/> <input type="checkbox"/> <input type="checkbox"/> <input type="checkbox"/> <input type="checkbox"/> <input type="checkbox"/>
1	<p><b>TVM1</b> 612 11 007</p> <p>Porte-touche standard TVM, L=154 mm</p> <p>Standard Messeinsatz-Halter für TVM, L=154 mm</p> <p>Standard insert holder for TVM, L=154 mm</p>		<input checked="" type="checkbox"/> <input type="checkbox"/> <input type="checkbox"/> <input type="checkbox"/> <input type="checkbox"/> <input type="checkbox"/> <input type="checkbox"/> <input type="checkbox"/> <input type="checkbox"/> <input type="checkbox"/>
1	<p><b>TVM1/L250</b> 612 11 061</p> <p>Porte-touche, L=250 mm</p> <p>Messeinsatz-Halter, L=250 mm</p> <p>Insert holder, L=250 mm</p>		<input checked="" type="checkbox"/> <input type="checkbox"/> <input type="checkbox"/> <input type="checkbox"/> <input type="checkbox"/> <input type="checkbox"/> <input type="checkbox"/> <input type="checkbox"/> <input type="checkbox"/> <input type="checkbox"/>
1	<p><b>TVM1/L300</b> 612 11 062</p> <p>Porte-touche, L=300 mm</p> <p>Messeinsatz-Halter, L=300 mm</p> <p>Insert holder, L=300 mm</p>		<input checked="" type="checkbox"/> <input type="checkbox"/> <input type="checkbox"/> <input type="checkbox"/> <input type="checkbox"/> <input type="checkbox"/> <input type="checkbox"/> <input type="checkbox"/> <input type="checkbox"/> <input type="checkbox"/>

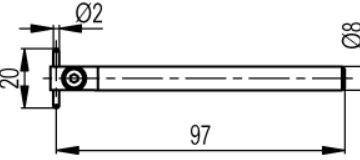
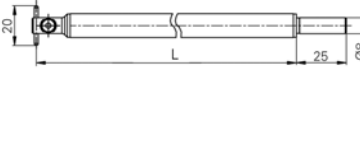
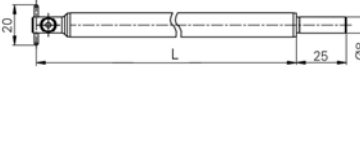
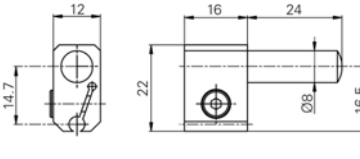
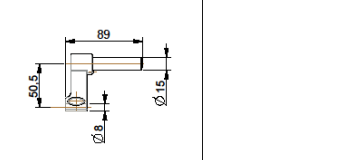
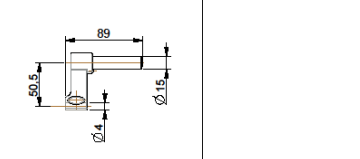
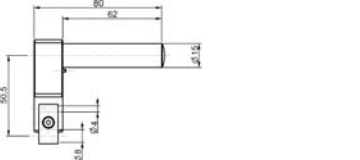


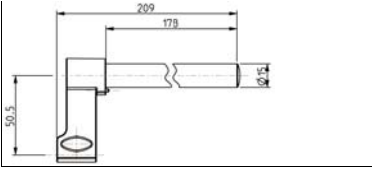






1	<b>TVM1/L350</b> 612 11 063	Porte-touche, L=350 mm Messeinsatz-Halter, L=350 mm Insert holder, L=350 mm		<input checked="" type="checkbox"/> <input type="checkbox"/> <input type="checkbox"/> <input type="checkbox"/> <input type="checkbox"/> <input type="checkbox"/> <input type="checkbox"/> <input type="checkbox"/> <input type="checkbox"/> <input type="checkbox"/> <input type="checkbox"/> IH-1050
1	<b>TVM1/1.1/2</b> 609 05 061	Touche + porte-touche (TVM1 + 1.1 + 2), (Jeu complet) Messeinsatz mit Halter (TVM1 + 1.1 + 2), (Kompletter Satz) Measuring insert + holder (TVM1 + 1.1 + 2), (Complete Set)		<input checked="" type="checkbox"/> <input type="checkbox"/> <input type="checkbox"/> <input type="checkbox"/> <input type="checkbox"/> <input type="checkbox"/> <input type="checkbox"/> <input type="checkbox"/> <input type="checkbox"/> <input type="checkbox"/> <input type="checkbox"/> IH-1060
1	<b>TVA1</b> 612 11 028	Touche + porte-touche pour TVM1000 Messeinsatz mit Halter für TVM1000 Measuring insert + holder for TVM1000		<input checked="" type="checkbox"/> <input type="checkbox"/> <input type="checkbox"/> <input type="checkbox"/> <input type="checkbox"/> <input type="checkbox"/> <input type="checkbox"/> <input type="checkbox"/> <input type="checkbox"/> <input type="checkbox"/> <input type="checkbox"/> IH-1070
1	<b>TVM4</b> 609 05 074	Touche bidirectionnelle Ø4 mm Umkehrtaster Ø4 mm Bi-directional probe Ø4 mm		<input checked="" type="checkbox"/> <input type="checkbox"/> <input type="checkbox"/> <input type="checkbox"/> <input type="checkbox"/> <input type="checkbox"/> <input type="checkbox"/> <input type="checkbox"/> <input type="checkbox"/> <input type="checkbox"/> <input type="checkbox"/> IH-1210
1	<b>TVM4.1/4.2</b> 609 05 075	Touche bidirectionnelle Ø2 mm Umkehrtaster Ø2 mm Bi-directional probe Ø2 mm		<input checked="" type="checkbox"/> <input type="checkbox"/> <input type="checkbox"/> <input type="checkbox"/> <input type="checkbox"/> <input type="checkbox"/> <input type="checkbox"/> <input type="checkbox"/> <input type="checkbox"/> <input type="checkbox"/> <input type="checkbox"/> IH-1220
1	<b>TVM4.1</b> 612 11 030	Support pour touche bidirectionnelle Halter für Umkehrtaster Holder for bi-directional probe		<input checked="" type="checkbox"/> <input type="checkbox"/> <input type="checkbox"/> <input type="checkbox"/> <input type="checkbox"/> <input type="checkbox"/> <input type="checkbox"/> <input type="checkbox"/> <input type="checkbox"/> <input type="checkbox"/> <input type="checkbox"/> IH-1230
1	<b>TVM4.2</b> 609 05 021	Touche Ø2 mm pour touche bidirectionnelle Messeinsatz Ø2 mm für Umkehrtaster Measuring insert Ø2 mm for bi-directional probe		<input checked="" type="checkbox"/> <input type="checkbox"/> <input type="checkbox"/> <input type="checkbox"/> <input type="checkbox"/> <input type="checkbox"/> <input type="checkbox"/> <input type="checkbox"/> <input type="checkbox"/> <input type="checkbox"/> <input type="checkbox"/> IH-1240

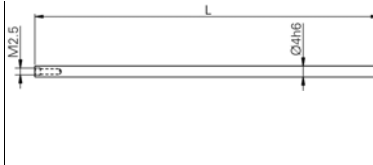
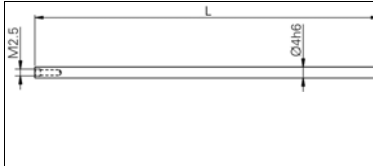


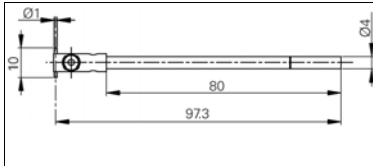
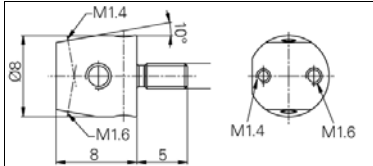
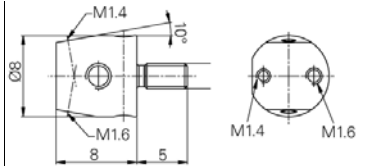
1	<p><b>TVM4.3</b> 609 05 024</p> <p>Touche Ø4 mm pour touche bidirectionnelle</p> <p>Messeinsatz Ø4 mm für Umkehrtaster</p> <p>Measuring insert Ø4 mm for bi-directional probe</p>		<input checked="" type="checkbox"/> <input type="checkbox"/> <input type="checkbox"/> <input type="checkbox"/> <input type="checkbox"/> <input type="checkbox"/> <input type="checkbox"/> <input type="checkbox"/> <input type="checkbox"/> <input type="checkbox"/> <p>IH-1250</p>
1	<p><b>TVM5.1</b> 609 05 054</p> <p>Support pour cônes</p> <p>Konushalter</p> <p>Cone holder</p>		<input checked="" type="checkbox"/> <input type="checkbox"/> <input type="checkbox"/> <input type="checkbox"/> <input type="checkbox"/> <input type="checkbox"/> <input type="checkbox"/> <input type="checkbox"/> <input type="checkbox"/> <input type="checkbox"/> <p>IH-1260</p>
1	<p><b>TVM5</b> 709 05 054</p> <p>Jeux de cônes avec support (TV2S2/3/4/5 + TVMS2)</p> <p>Satz Zentrierkonen mit Halter (TV2S2/3/4/5 + TVMS2)</p> <p>Set of cones with holder (TV2S2/3/4/5 + TVMS2)</p>		<input checked="" type="checkbox"/> <input type="checkbox"/> <input type="checkbox"/> <input type="checkbox"/> <input type="checkbox"/> <input type="checkbox"/> <input type="checkbox"/> <input type="checkbox"/> <input type="checkbox"/> <input type="checkbox"/> <p>IH-1270</p>
1	<p><b>TVM6</b> 512 11 20 0018</p> <p>Porte-touche Ø8 mm pour touches M2.5</p> <p>Halter Ø8 mm für Messeinsätze M2.5</p> <p>Holder Ø8 mm for measuring inserts M2.5</p>		<input checked="" type="checkbox"/> <input type="checkbox"/> <input type="checkbox"/> <input type="checkbox"/> <input type="checkbox"/> <input type="checkbox"/> <input type="checkbox"/> <input type="checkbox"/> <input type="checkbox"/> <input type="checkbox"/> <p>IH-1300</p>
1	<p><b>TVM6E</b> 512 11 20 0019</p> <p>Porte-touche Ø8 mm pour touches 4-48</p> <p>Halter Ø8 mm für Messeinsätze 4-48</p> <p>Holder Ø8 mm for measuring inserts 4-48</p>		<input checked="" type="checkbox"/> <input type="checkbox"/> <input type="checkbox"/> <input type="checkbox"/> <input type="checkbox"/> <input type="checkbox"/> <input type="checkbox"/> <input type="checkbox"/> <input type="checkbox"/> <input type="checkbox"/> <p>IH-1310</p>
1	<p><b>TA-IH-101</b> 612 11 045</p> <p>Porte-touche M2.5, L=103 mm</p> <p>Messeinsatz-Halter M2.5, L=103 mm</p> <p>Measuring insert holder M2.5, L=103 mm</p>		<input type="checkbox"/> <input checked="" type="checkbox"/> <input checked="" type="checkbox"/> <input checked="" type="checkbox"/> <input checked="" type="checkbox"/> <input checked="" type="checkbox"/> <input checked="" type="checkbox"/> <input checked="" type="checkbox"/> <input checked="" type="checkbox"/> <input checked="" type="checkbox"/> <p>IH-1320</p>
1	<p><b>TA-IH-103</b> 612 11 047</p> <p>Porte-touche 4-48, L=103 mm</p> <p>Messeinsatz-Halter 4-48, L=103 mm</p> <p>Measuring insert holder 4-48, L=103 mm</p>		<input type="checkbox"/> <input checked="" type="checkbox"/> <input checked="" type="checkbox"/> <input checked="" type="checkbox"/> <input checked="" type="checkbox"/> <input checked="" type="checkbox"/> <input checked="" type="checkbox"/> <input checked="" type="checkbox"/> <input checked="" type="checkbox"/> <input checked="" type="checkbox"/> <p>IH-1330</p>

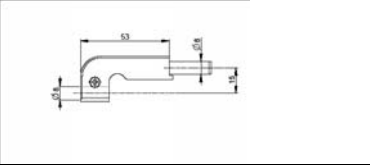




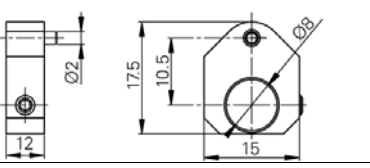
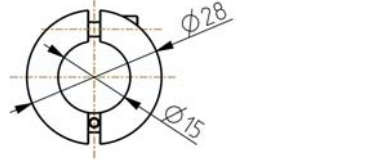
1	<b>TA-IH-102</b> 612 11 046	Porte-touche M2.5, L=300 mm Messeinsatz-Halter M2.5, L=300 mm Measuring insert holder M2.5, L=300 mm		<input type="checkbox"/> <input type="checkbox"/> <input type="checkbox"/> <input type="checkbox"/> <input type="checkbox"/> <input checked="" type="checkbox"/> <input checked="" type="checkbox"/> <input type="checkbox"/> <input checked="" type="checkbox"/>	IH-1340
1	<b>TA-IH-119</b> 612 11 048	Porte-touche (")4-48, L=300mm Messeinsatz-Halter (")4-48, L=300mm Measuring insert holder (")4-48, L=300mm		<input type="checkbox"/> <input type="checkbox"/> <input type="checkbox"/> <input type="checkbox"/> <input type="checkbox"/> <input checked="" type="checkbox"/> <input checked="" type="checkbox"/> <input type="checkbox"/> <input checked="" type="checkbox"/>	IH-1341
1	<b>TA-IH-104</b> 612 11 053	Porte-touche orientable Ø4 et Ø8 mm Orientabler Messeinsatz-Halter Ø4 und Ø8 mm Swivel holder Ø4 and Ø8 mm		<input type="checkbox"/> <input type="checkbox"/> <input type="checkbox"/> <input type="checkbox"/> <input type="checkbox"/> <input checked="" type="checkbox"/> <input checked="" type="checkbox"/> <input type="checkbox"/> <input checked="" type="checkbox"/>	IH-1350
1	<b>TA-IH-105</b> 612 11 051	Porte-touche orientable Ø4 et Ø8 mm, L=150 mm Orientabler Messeinsatz-Halter Ø4 und Ø8 mm, L=150 mm Swivel holder Ø4 and Ø8 mm, L=150 mm		<input type="checkbox"/> <input checked="" type="checkbox"/> <input checked="" type="checkbox"/> <input checked="" type="checkbox"/> <input checked="" type="checkbox"/> <input checked="" type="checkbox"/> <input checked="" type="checkbox"/> <input checked="" type="checkbox"/> <input checked="" type="checkbox"/>	IH-1360
1	<b>V-2E/D1/4/L150</b> 612 11 013	Porte-touche orientable Ø1/4 ", L=150 mm Orientabler Messeinsatz-Halter Ø1/4 ", L=150 mm Swivel holder Ø1/4 ", L=150 mm		<input type="checkbox"/> <input type="checkbox"/> <input type="checkbox"/> <input type="checkbox"/> <input type="checkbox"/> <input checked="" type="checkbox"/> <input checked="" type="checkbox"/> <input type="checkbox"/> <input checked="" type="checkbox"/>	IH-1361
1	<b>TA-IH-106</b> 612 11 039	Porte-touche orientable Ø4 et Ø8 mm, L=300 mm Orientabler Messeinsatz-Halter Ø4 und Ø8 mm, L=300 mm Swivel holder Ø4 and Ø8 mm, L=300 mm		<input type="checkbox"/> <input type="checkbox"/> <input type="checkbox"/> <input type="checkbox"/> <input type="checkbox"/> <input checked="" type="checkbox"/> <input checked="" type="checkbox"/> <input type="checkbox"/> <input checked="" type="checkbox"/>	IH-1370
1	<b>TA-IH-107</b> 612 11 055	Porte-touche à 90°, Ø8 mm Messeinsatz-Halter 90°, Ø8 mm Insert holder 90°, Ø8 mm		<input type="checkbox"/> <input checked="" type="checkbox"/> <input checked="" type="checkbox"/> <input checked="" type="checkbox"/> <input checked="" type="checkbox"/> <input checked="" type="checkbox"/> <input checked="" type="checkbox"/> <input checked="" type="checkbox"/> <input checked="" type="checkbox"/>	IH-1380

1	<p><b>TA-IH-108</b> 612 11 052</p>	<p>Porte-touche à 90°, Ø8 mm, L=150 mm</p> <p>Messeinsatz-Halter 90°, Ø8 mm, L=150 mm</p> <p>Insert holder 90°, Ø8 mm, L=150 mm</p>		<p><input type="checkbox"/> <input checked="" type="checkbox"/> <input checked="" type="checkbox"/> <input checked="" type="checkbox"/> <input checked="" type="checkbox"/> <input checked="" type="checkbox"/> <input checked="" type="checkbox"/> <input checked="" type="checkbox"/> <input checked="" type="checkbox"/> <input checked="" type="checkbox"/></p> <p>IH-1390</p>
1	<p><b>TA-IH-129</b> 612 11 040</p>	<p>Porte-touche orienté à 90°, Ø 8mm, L=300mm</p> <p>Messeinsatz-Halter, 90° geschwenkt, Ø 8mm, L=300mm</p> <p>Holder at 90°, Ø 8mm, L=300mm</p>		<p><input type="checkbox"/> <input type="checkbox"/> <input type="checkbox"/> <input type="checkbox"/> <input type="checkbox"/> <input checked="" type="checkbox"/> <input checked="" type="checkbox"/> <input type="checkbox"/> <input checked="" type="checkbox"/></p> <p>IH-1395</p>
1	<p><b>TA-IH-109</b> 612 11 054</p>	<p>Porte-touche à 90°, Ø4 mm</p> <p>Messeinsatz-Halter 90°, Ø4 mm</p> <p>Insert holder 90°, Ø4 mm</p>		<p><input type="checkbox"/> <input checked="" type="checkbox"/> <input checked="" type="checkbox"/> <input checked="" type="checkbox"/> <input checked="" type="checkbox"/> <input checked="" type="checkbox"/> <input checked="" type="checkbox"/> <input checked="" type="checkbox"/> <input checked="" type="checkbox"/></p> <p>IH-1400</p>
1	<p><b>TA-IH-110</b> 279 918103 001</p>	<p>Porte-touche à 90°, Ø4 mm</p> <p>Messeinsatz-Halter 90°, Ø4 mm</p> <p>Insert holder 90°, Ø4 mm</p>		<p><input type="checkbox"/> <input checked="" type="checkbox"/> <input checked="" type="checkbox"/> <input checked="" type="checkbox"/> <input checked="" type="checkbox"/> <input checked="" type="checkbox"/> <input checked="" type="checkbox"/> <input checked="" type="checkbox"/> <input checked="" type="checkbox"/></p> <p>IH-1410</p>
1	<p><b>V-4</b> 612 11 011</p>	<p>Porte-touche à 30°, Ø4 mm</p> <p>Messeinsatz-Halter 30°, Ø4 mm</p> <p>Insert holder 30°, Ø4 mm</p>		<p><input type="checkbox"/> <input checked="" type="checkbox"/> <input checked="" type="checkbox"/> <input checked="" type="checkbox"/> <input checked="" type="checkbox"/> <input checked="" type="checkbox"/> <input checked="" type="checkbox"/> <input checked="" type="checkbox"/> <input checked="" type="checkbox"/></p> <p>IH-1420</p>
1	<p><b>TA-IH-111</b> 612 11 041</p>	<p>Porte-touche à 90°, Ø4 mm, L=150 mm</p> <p>Messeinsatz-Halter 90°, Ø4 mm, L=150 mm</p> <p>Insert holder 90°, Ø4 mm, L=150 mm</p>		<p><input type="checkbox"/> <input type="checkbox"/> <input type="checkbox"/> <input type="checkbox"/> <input type="checkbox"/> <input checked="" type="checkbox"/> <input checked="" type="checkbox"/> <input type="checkbox"/> <input checked="" type="checkbox"/></p> <p>IH-1430</p>
1	<p><b>TA-IH-112</b> 612 11 042</p>	<p>Porte-touche à 90°, Ø4 mm, L=300 mm</p> <p>Messeinsatz-Halter 90°, Ø4 mm, L=300 mm</p> <p>Insert holder 90°, Ø4 mm, L=300 mm</p>		<p><input type="checkbox"/> <input type="checkbox"/> <input type="checkbox"/> <input type="checkbox"/> <input type="checkbox"/> <input checked="" type="checkbox"/> <input checked="" type="checkbox"/> <input type="checkbox"/> <input checked="" type="checkbox"/></p> <p>IH-1440</p>

<p>1</p>	<p><b>TVA4</b> 609 05 007</p>	<p>Porte-touche à tige Ø2 x 20 mm Messeinsatz-Halter mit Stift Ø 2 x 20 mm Insert holder with pin Ø2 x 20 mm</p>		<p><input type="checkbox"/> <input checked="" type="checkbox"/> <input checked="" type="checkbox"/> <input checked="" type="checkbox"/> <input checked="" type="checkbox"/> <input checked="" type="checkbox"/> <input checked="" type="checkbox"/> <input checked="" type="checkbox"/> <input checked="" type="checkbox"/> <input checked="" type="checkbox"/></p> <p>IH-1449</p>
<p>1</p>	<p><b>TA-IH-113</b> 612 11 043</p>	<p>Porte-touche à tige Ø2 x 20 mm, L=200 mm Messeinsatz mit Stift Ø2 x 20 mm, L=200 mm Insert holder with pin Ø2 x 20 mm, L=200 mm</p>		<p><input type="checkbox"/> <input type="checkbox"/> <input type="checkbox"/> <input type="checkbox"/> <input type="checkbox"/> <input checked="" type="checkbox"/> <input checked="" type="checkbox"/> <input type="checkbox"/> <input checked="" type="checkbox"/></p> <p>IH-1450</p>
<p>1</p>	<p><b>TA-IH-114</b> 612 11 044</p>	<p>Porte-touche à tige Ø2 x 20 mm, L=300 mm Messeinsatz mit Stift Ø2 x 20 mm, L=300 mm Insert holder with pin Ø2 x 20 mm, L=300 mm</p>		<p><input type="checkbox"/> <input type="checkbox"/> <input type="checkbox"/> <input type="checkbox"/> <input type="checkbox"/> <input checked="" type="checkbox"/> <input checked="" type="checkbox"/> <input type="checkbox"/> <input checked="" type="checkbox"/></p> <p>IH-1451</p>
<p>1</p>	<p><b>V-5</b> 612 11 012</p>	<p>Reduction Ø 8 / 4 mm Reduktion Ø 8 / 4 mm Reduction Ø 8 / 4 mm</p>		<p><input type="checkbox"/> <input type="checkbox"/> <input type="checkbox"/> <input type="checkbox"/> <input type="checkbox"/> <input checked="" type="checkbox"/> <input checked="" type="checkbox"/> <input type="checkbox"/> <input checked="" type="checkbox"/></p> <p>IH-1460</p>
<p>1</p>	<p><b>TA-IH-135</b> 612 11 065</p>	<p>Porte-touche standard Ø8 mm Standard Messeinsatz-Halter Ø8 mm Standard insert holder Ø8 mm</p>		<p><input type="checkbox"/> <input checked="" type="checkbox"/> <input checked="" type="checkbox"/> <input checked="" type="checkbox"/> <input checked="" type="checkbox"/> <input type="checkbox"/> <input type="checkbox"/> <input checked="" type="checkbox"/> <input type="checkbox"/></p> <p>IH-1461 TA-IH-1XX - Support palpeur perpendicularité</p>
<p>1</p>	<p><b>TA-IH-128</b> 612 11 067</p>	<p>Porte-touche Ø4 mm Messeinsatz-Halter Ø4 mm Measuring insert holder Ø4 mm</p>		<p><input type="checkbox"/> <input checked="" type="checkbox"/> <input checked="" type="checkbox"/> <input checked="" type="checkbox"/> <input checked="" type="checkbox"/> <input type="checkbox"/> <input type="checkbox"/> <input checked="" type="checkbox"/> <input type="checkbox"/></p> <p>IH-1462</p>
<p>1</p>	<p><b>TA-IH-130</b> 612 11 072</p>	<p>Porte-touche orientable Ø4 et Ø8 mm Orientabler Messeinsatz-Halter Ø4 und Ø8 mm Swivel holder Ø4 and Ø8 mm</p>		<p><input type="checkbox"/> <input checked="" type="checkbox"/> <input checked="" type="checkbox"/> <input checked="" type="checkbox"/> <input checked="" type="checkbox"/> <input type="checkbox"/> <input type="checkbox"/> <input checked="" type="checkbox"/> <input type="checkbox"/></p> <p>IH-1463 TA-IH-130 - Porte touche Ø15 orientable</p>








1	<b>TA-IH-136</b> 612 11 073	Porte-touche Ø8 mm, L=200 mm, Support pour palpeur de perpendicularité Messeinsatz-Halter Ø8 mm, L=200 mm, Halter für Rechtwinkligkeitstaster Insert holder Ø8 mm, L=200 mm, Holder for perpendicularity probe		<input type="checkbox"/> <input checked="" type="checkbox"/> <input checked="" type="checkbox"/> <input checked="" type="checkbox"/> <input checked="" type="checkbox"/> <input type="checkbox"/> <input type="checkbox"/> <input checked="" type="checkbox"/> <input type="checkbox"/>	IH-1464
1	<b>TA-IH-127</b> 612 11 066	Porte-touche Ø8 mm, L=400 mm Messeinsatz-Halter Ø8 mm, L=400 mm Insert holder Ø8 mm, L=400 mm		<input type="checkbox"/> <input checked="" type="checkbox"/> <input checked="" type="checkbox"/> <input checked="" type="checkbox"/> <input checked="" type="checkbox"/> <input type="checkbox"/> <input type="checkbox"/> <input checked="" type="checkbox"/> <input type="checkbox"/>	IH-1465
1	<b>TA-IH-131</b> 612 11 068	Porte-touche orientable Ø4 et Ø8 mm, L=400 mm Orientabler Messeinsatz-Halter Ø4 und Ø8 mm, L=400 mm Swivel holder Ø4 and Ø8 mm, L=400 mm		<input type="checkbox"/> <input checked="" type="checkbox"/> <input checked="" type="checkbox"/> <input checked="" type="checkbox"/> <input checked="" type="checkbox"/> <input type="checkbox"/> <input type="checkbox"/> <input checked="" type="checkbox"/> <input type="checkbox"/>	IH-1466 TA-IH-131 - Porte touche Ø15 orientable, L=33
1	<b>TA-IH-132</b> 612 11 069	Porte-touche 90°, Ø4 mm, L=400 mm Messeinsatz-Halter 90°, Ø4 mm, L=400 mm Insert holder 90°, Ø4 mm, L=400 mm		<input type="checkbox"/> <input checked="" type="checkbox"/> <input checked="" type="checkbox"/> <input checked="" type="checkbox"/> <input checked="" type="checkbox"/> <input type="checkbox"/> <input type="checkbox"/> <input checked="" type="checkbox"/> <input type="checkbox"/>	IH-1467 TA-IH-132 - Porte touche Ø15, 90°, L=330mm
1	<b>TA-IH-133</b> 612 11 070	Porte-touche à tige Ø2 x 20 mm, L=400 mm Messeinsatz-Halter mit Stift Ø 2 x 20 mm, L=400 mm Insert holder with pin Ø2 x 20 mm, L=400 mm		<input type="checkbox"/> <input checked="" type="checkbox"/> <input checked="" type="checkbox"/> <input checked="" type="checkbox"/> <input checked="" type="checkbox"/> <input type="checkbox"/> <input type="checkbox"/> <input checked="" type="checkbox"/> <input type="checkbox"/>	IH-1468 TA-IH-133 - Porte touche Ø15 à tige, L=330mm
1	<b>TA-IH-134</b> 612 11 071	Porte-touche M2.5, L=400 mm Messeinsatz-Halter M2.5, L=400 mm Measuring insert holder M2.5, L=400 mm		<input type="checkbox"/> <input checked="" type="checkbox"/> <input checked="" type="checkbox"/> <input checked="" type="checkbox"/> <input checked="" type="checkbox"/> <input type="checkbox"/> <input type="checkbox"/> <input checked="" type="checkbox"/> <input type="checkbox"/>	IH-1469 TA-IH-134 - Porte touche Ø15 M2.5, L=330mm
1	<b>V-50.6</b> 279 918002 002	Porte-touche M2.5, L=80 mm Messeinsatz-Halter M2.5, L=80 mm Measuring insert holder M2.5, L=80 mm		<input type="checkbox"/> <input checked="" type="checkbox"/> <input checked="" type="checkbox"/> <input checked="" type="checkbox"/> <input checked="" type="checkbox"/> <input checked="" type="checkbox"/> <input checked="" type="checkbox"/> <input checked="" type="checkbox"/> <input checked="" type="checkbox"/>	IH-1470








<p>1</p>	<p><b>V-50.5</b> 279 918002 001</p>	<p>Porte-touche M2.5, L=124 mm Messeinsatz-Halter M2.5, L=124 mm Measuring insert holder M2.5, L=124 mm</p>		<p><input type="checkbox"/> <input checked="" type="checkbox"/> <input checked="" type="checkbox"/> <input checked="" type="checkbox"/> <input checked="" type="checkbox"/> <input checked="" type="checkbox"/> <input checked="" type="checkbox"/> <input checked="" type="checkbox"/> <input checked="" type="checkbox"/> <input checked="" type="checkbox"/></p> <p>IH-1480</p>
<p>1</p>	<p><b>TA-IH-115</b> 279 918002 003</p>	<p>Porte-touche M2.5, L=200 mm Messeinsatz-Halter M2.5, L=200 mm Measuring insert holder M2.5, L=200 mm</p>		<p><input type="checkbox"/> <input checked="" type="checkbox"/> <input checked="" type="checkbox"/> <input checked="" type="checkbox"/> <input checked="" type="checkbox"/> <input checked="" type="checkbox"/> <input checked="" type="checkbox"/> <input checked="" type="checkbox"/> <input checked="" type="checkbox"/> <input checked="" type="checkbox"/></p> <p>IH-1490</p>
<p>1</p>	<p><b>V-50.7</b> 279 918001 002</p>	<p>Porte-touche à 90°, M2.5 Messeinsatz-Halter 90°, M2.5 Insert holder 90°, M2.5</p>		<p><input type="checkbox"/> <input checked="" type="checkbox"/> <input checked="" type="checkbox"/> <input checked="" type="checkbox"/> <input checked="" type="checkbox"/> <input checked="" type="checkbox"/> <input checked="" type="checkbox"/> <input checked="" type="checkbox"/> <input checked="" type="checkbox"/> <input checked="" type="checkbox"/></p> <p>IH-1500</p>
<p>1</p>	<p><b>V-50.8</b> 279 918001 001</p>	<p>Porte-touche à 90°, Ø4 mm Messeinsatz-Halter 90°, Ø4 mm Insert holder 90°, Ø4 mm</p>		<p><input type="checkbox"/> <input checked="" type="checkbox"/> <input checked="" type="checkbox"/> <input checked="" type="checkbox"/> <input checked="" type="checkbox"/> <input checked="" type="checkbox"/> <input checked="" type="checkbox"/> <input checked="" type="checkbox"/> <input checked="" type="checkbox"/> <input checked="" type="checkbox"/></p> <p>IH-1510</p>
<p>1</p>	<p><b>TA-IH-116</b> 279 918001 003</p>	<p>Porte-touche à tige, Ø1 x 10 mm, L=80 mm Messeinsatz mit Stift, Ø1 x 10 mm, L=80 mm Measuring insert holder, Ø1 x 10 mm, L=80 mm</p>		<p><input type="checkbox"/> <input checked="" type="checkbox"/> <input checked="" type="checkbox"/> <input checked="" type="checkbox"/> <input checked="" type="checkbox"/> <input checked="" type="checkbox"/> <input checked="" type="checkbox"/> <input checked="" type="checkbox"/> <input checked="" type="checkbox"/> <input checked="" type="checkbox"/></p> <p>IH-1520</p>
<p>1</p>	<p><b>TA-IH-117</b> 512 11 20 0012</p>	<p>Porte-touche pour touches M2.5, M1.6, M1.4 Halter für Messeinsätze M2.5, M1.6, M1.4 Holder for measuring inserts M2.5, M1.6, M1.4</p>		<p><input type="checkbox"/> <input checked="" type="checkbox"/> <input checked="" type="checkbox"/> <input checked="" type="checkbox"/> <input checked="" type="checkbox"/> <input checked="" type="checkbox"/> <input checked="" type="checkbox"/> <input checked="" type="checkbox"/> <input checked="" type="checkbox"/> <input checked="" type="checkbox"/></p> <p>IH-1530</p>
<p>1</p>	<p><b>TA-IH-118</b> 512 11 20 0013</p>	<p>Porte-touche pour touches 4-48, M1.6, M1.4 Halter für Messeinsätze 4-48, M1.6, M1.4 Holder for measuring inserts 4-48, M1.6, M1.4</p>		<p><input type="checkbox"/> <input checked="" type="checkbox"/> <input checked="" type="checkbox"/> <input checked="" type="checkbox"/> <input checked="" type="checkbox"/> <input checked="" type="checkbox"/> <input checked="" type="checkbox"/> <input checked="" type="checkbox"/> <input checked="" type="checkbox"/> <input checked="" type="checkbox"/></p> <p>IH-1540</p>

1	<p><b>TA-IH-126</b> 612 07 006</p> <p>Support pour palpeur de perpendicularité</p> <p>Halter für Rechtwinkligkeitstaster</p> <p>Holder for perpendicularity probe</p>		<input type="checkbox"/> <input type="checkbox"/> <input type="checkbox"/> <input type="checkbox"/> <input type="checkbox"/> <input checked="" type="checkbox"/> <input checked="" type="checkbox"/> <input type="checkbox"/> <input checked="" type="checkbox"/>
1	<p><b>TA-MS-101</b> 276 940001 001</p> <p>Palpeur de perpendicularité pour V6/V7/V9-400/700, (sans support - V6/V7: TA-IH-136 &amp; V9: TA-IH-126)</p> <p>Rechtwinkligkeitstaster für V6/V7/V9-400/700, (ohne Halter - V6/V7: TA-IH-136 &amp; V9: TA-IH-126)</p> <p>Perpendicularity probe for V6/V7/V9-400/700, (without support - V6/V7: TA-IH-136 &amp; V9: TA-IH-126)</p>		<input type="checkbox"/> <input type="checkbox"/> <input type="checkbox"/> <input type="checkbox"/> <input checked="" type="checkbox"/> <input checked="" type="checkbox"/> <input checked="" type="checkbox"/> <input checked="" type="checkbox"/> <input checked="" type="checkbox"/>
1	<p><b>TA-MS-102</b> 276 940001 002</p> <p>Palpeur de perpendicularité pour V6/V7/V9-1100, (sans support - V6/V7: TA-IH-136 &amp; V9: TA-IH-126)</p> <p>Rechtwinkligkeitstaster für V6/V7/V9-1100, (ohne Halter - V6/V7: TA-IH-136 &amp; V9: TA-IH-126)</p> <p>Perpendicularity probe for V6/V7/V9-1100, (without support - V6/V7: TA-IH-136 &amp; V9: TA-IH-126)</p>		<input type="checkbox"/> <input type="checkbox"/> <input type="checkbox"/> <input type="checkbox"/> <input checked="" type="checkbox"/> <input checked="" type="checkbox"/> <input checked="" type="checkbox"/> <input checked="" type="checkbox"/> <input checked="" type="checkbox"/>
1	<p><b>TA-MS-103</b> 609 02 020</p> <p>Palpeur de perpendicularité pour VT1500, (sans support TA-IH-126)</p> <p>Rechtwinkligkeitstaster für VT1500, (ohne Halter TA-IH-126)</p> <p>Squareness probe for VT1500, (without support TA-IH-126)</p>		<input type="checkbox"/> <input type="checkbox"/> <input type="checkbox"/> <input type="checkbox"/> <input type="checkbox"/> <input checked="" type="checkbox"/> <input type="checkbox"/> <input type="checkbox"/> <input type="checkbox"/>
1	<p><b>TA-MS-104</b> 609 02 021</p> <p>Palpeur de perpendicularité pour V7-1800, (sans support TA-IH-136)</p> <p>Rechtwinkligkeitstaster für V7-1800, (ohne Halter TA-IH-136)</p> <p>Perpendicularity probe for V7-1800, (without support TA-IH-136)</p>		<input type="checkbox"/> <input type="checkbox"/> <input type="checkbox"/> <input type="checkbox"/> <input type="checkbox"/> <input checked="" type="checkbox"/> <input type="checkbox"/> <input checked="" type="checkbox"/> <input type="checkbox"/>
1	<p><b>TA-AD-101</b> 603 11 001</p> <p>Bague de positionnement de touche Ø8 mm</p> <p>Positionierhalter für Messeinsatz Ø8 mm</p> <p>Positioning holder for measuring insert Ø8 mm</p>		<input type="checkbox"/> <input checked="" type="checkbox"/> <input checked="" type="checkbox"/> <input checked="" type="checkbox"/> <input checked="" type="checkbox"/> <input checked="" type="checkbox"/> <input checked="" type="checkbox"/> <input checked="" type="checkbox"/> <input checked="" type="checkbox"/>
1	<p><b>TA-AD-105</b> 603 11 003</p> <p>Bague de positionnement de touche Ø15 mm</p> <p>Positionierhalter für Messeinsatz Ø15 mm</p> <p>Positioning holder for measuring insert Ø15 mm</p>		<input type="checkbox"/> <input checked="" type="checkbox"/> <input checked="" type="checkbox"/> <input checked="" type="checkbox"/> <input checked="" type="checkbox"/> <input type="checkbox"/> <input type="checkbox"/> <input checked="" type="checkbox"/> <input type="checkbox"/>










1	<b>TA-AD-104</b> SP612 05 014 01	Support mobile pour affichage VT/MT Verstellbare Anzeige-Auflage für VT/MT Mobile support for display VT/MT		<input type="checkbox"/> <input type="checkbox"/> <input type="checkbox"/> <input type="checkbox"/> <input type="checkbox"/> <input checked="" type="checkbox"/> <input checked="" type="checkbox"/> <input type="checkbox"/> <input type="checkbox"/>	AD-1050
1	<b>V-32/SP</b> SP612 06 001 01	Support imprimante pour VT/MT (monté d'usine) Druckerhalter für VT/MT (nur ab Werk) Printer holder for VT/MT (factory mounted only)		<input type="checkbox"/> <input type="checkbox"/> <input type="checkbox"/> <input type="checkbox"/> <input type="checkbox"/> <input checked="" type="checkbox"/> <input checked="" type="checkbox"/> <input type="checkbox"/> <input type="checkbox"/>	AD-1090
1	<b>TA-SE-101</b> 605 01 007	Jeux d'accessoires "Macro" (16 pcs) Zubehörsatz "Macro" (16 Stk.) Set of accessories "Macro" (16 pcs)		<input type="checkbox"/> <input type="checkbox"/> <input type="checkbox"/> <input type="checkbox"/> <input type="checkbox"/> <input checked="" type="checkbox"/> <input checked="" type="checkbox"/> <input type="checkbox"/> <input type="checkbox"/>	SE-1010
1	<b>TA-SE-106</b> 605 01 022	Jeux d'accessoires "Macro" (16 pcs) Zubehörsatz "Macro" (16 Stk.) Set of accessories "Macro" (16 pcs)		<input type="checkbox"/> <input checked="" type="checkbox"/> <input checked="" type="checkbox"/> <input checked="" type="checkbox"/> <input checked="" type="checkbox"/> <input type="checkbox"/> <input type="checkbox"/> <input checked="" type="checkbox"/> <input checked="" type="checkbox"/>	SE-1011
1	<b>TA-SE-102</b> 605 01 008	Jeux d'accessoires "Micro" (20 pcs) Zubehörsatz "Micro" (20 Stk.) Set of accessories "Micro" (20 pcs)		<input type="checkbox"/> <input type="checkbox"/> <input type="checkbox"/> <input type="checkbox"/> <input type="checkbox"/> <input checked="" type="checkbox"/> <input checked="" type="checkbox"/> <input type="checkbox"/> <input checked="" type="checkbox"/>	SE-1020
1	<b>TA-SE-105</b> 605 01 023	Jeux d'accessoires "Micro" (20 pcs) Zubehörsatz "Micro" (20 Stk.) Set of accessories "Micro" (20 pcs)		<input type="checkbox"/> <input checked="" type="checkbox"/> <input checked="" type="checkbox"/> <input checked="" type="checkbox"/> <input checked="" type="checkbox"/> <input type="checkbox"/> <input type="checkbox"/> <input checked="" type="checkbox"/> <input type="checkbox"/>	SE-1021
1	<b>TA-SE-107</b> 605 01 024	Jeux d'accessoires "Eco" (7 pcs) Zubehörsatz "Eco" (7 Stk.) Set of accessories "Eco" (7 pcs)		<input type="checkbox"/> <input checked="" type="checkbox"/> <input checked="" type="checkbox"/> <input checked="" type="checkbox"/> <input checked="" type="checkbox"/> <input checked="" type="checkbox"/> <input checked="" type="checkbox"/> <input checked="" type="checkbox"/> <input checked="" type="checkbox"/>	SE-1050 TA-SE-107 - Coffret d'accessoire Eco








1	<b>TA-MG-104</b> 609 01 032	Jauge d'étalonnage 25 mm Einstellehre 25 mm Setting gauge 25 mm		<input type="checkbox"/> <input checked="" type="checkbox"/> <input checked="" type="checkbox"/> <input checked="" type="checkbox"/> <input checked="" type="checkbox"/> <input checked="" type="checkbox"/> <input checked="" type="checkbox"/> <input checked="" type="checkbox"/> <input checked="" type="checkbox"/> <input checked="" type="checkbox"/>
				MG-1040
1	<b>V-60</b> 612 12 045	Support de rangement pour accessoires Zubehör-Ablagefach Wooden accessories support		<input type="checkbox"/> <input checked="" type="checkbox"/> <input checked="" type="checkbox"/> <input checked="" type="checkbox"/> <input checked="" type="checkbox"/> <input checked="" type="checkbox"/> <input checked="" type="checkbox"/> <input checked="" type="checkbox"/> <input checked="" type="checkbox"/> <input checked="" type="checkbox"/>
				TO-1010
1	<b>V-50.13</b> 290 918001 001	Clé pour touche comparateur à levier Schlüssel für Fühlhebelmesseinsatz Wrench for measuring inserts		<input type="checkbox"/> <input checked="" type="checkbox"/> <input checked="" type="checkbox"/> <input checked="" type="checkbox"/> <input checked="" type="checkbox"/> <input checked="" type="checkbox"/> <input checked="" type="checkbox"/> <input checked="" type="checkbox"/> <input checked="" type="checkbox"/> <input checked="" type="checkbox"/>
				TO-1030
1	<b>TA-TO-001</b> 290 000911 009	Clé coudée pour vis à 6 pans intérieurs 5 mm Inbusschlüssel 5 mm Allen key 5 mm		<input type="checkbox"/> <input type="checkbox"/> <input type="checkbox"/> <input type="checkbox"/> <input type="checkbox"/> <input checked="" type="checkbox"/> <input checked="" type="checkbox"/> <input type="checkbox"/> <input type="checkbox"/> <input type="checkbox"/>
				TO-1060
1	<b>TA-TO-002</b> 290 920001 001	Tournevis pour vis à 6 pans intérieurs 2 mm Sechskant-Schraubendreher 2 mm Hex Screwdriver 2 mm		<input type="checkbox"/> <input type="checkbox"/> <input type="checkbox"/> <input type="checkbox"/> <input type="checkbox"/> <input checked="" type="checkbox"/> <input checked="" type="checkbox"/> <input type="checkbox"/> <input type="checkbox"/> <input type="checkbox"/>
				TO-1070
1	<b>LABC-30.3</b> 3708 0002	Stylo pour écran tactile Stift für Touchscreen Touch screen pen		<input type="checkbox"/> <input type="checkbox"/> <input type="checkbox"/> <input type="checkbox"/> <input type="checkbox"/> <input checked="" type="checkbox"/> <input checked="" type="checkbox"/> <input checked="" type="checkbox"/> <input checked="" type="checkbox"/> <input checked="" type="checkbox"/>
				TO-1080
1	<b>TA-TO-102</b> 614 00 007	Pièce de démonstration Vorführungsteil Demonstration piece		<input checked="" type="checkbox"/> <input checked="" type="checkbox"/> <input checked="" type="checkbox"/> <input checked="" type="checkbox"/> <input checked="" type="checkbox"/> <input checked="" type="checkbox"/> <input checked="" type="checkbox"/> <input checked="" type="checkbox"/> <input checked="" type="checkbox"/> <input checked="" type="checkbox"/>
				TO-1091


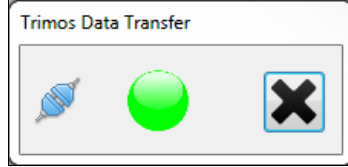
1	<b>TVM.HO300</b> 505 05 10 0009	Housse de protection pour TVM301 Schutzhaube für TVM301 Protection cover for TVM301		<input checked="" type="checkbox"/> <input type="checkbox"/> <input type="checkbox"/> <input type="checkbox"/> <input type="checkbox"/> <input type="checkbox"/> <input type="checkbox"/> <input type="checkbox"/> <input type="checkbox"/> <input type="checkbox"/>
				TO-1530
1	<b>TVM.HO600</b> 505 05 10 0011	Housse de protection pour TVM601 Schutzhaube für TVM601 Protection cover for TVM601		<input checked="" type="checkbox"/> <input type="checkbox"/> <input type="checkbox"/> <input type="checkbox"/> <input type="checkbox"/> <input type="checkbox"/> <input type="checkbox"/> <input type="checkbox"/> <input type="checkbox"/> <input type="checkbox"/>
				TO-1540
1	<b>TA-TO-114</b> 505 05 10 0041	Housse de protection pour V3 ÷ V9 - 400 Schutzhaube für V3 ÷ V9 - 400 Protection cover for V3 ÷ V9 - 400		<input type="checkbox"/> <input checked="" type="checkbox"/> <input checked="" type="checkbox"/> <input checked="" type="checkbox"/> <input checked="" type="checkbox"/> <input type="checkbox"/> <input type="checkbox"/> <input type="checkbox"/> <input checked="" type="checkbox"/> <input checked="" type="checkbox"/>
				TO-1570
1	<b>TA-TO-115</b> 505 05 10 0042	Housse de protection pour V3 ÷ V9 - 700 Schutzhaube für V3 ÷ V9 - 700 Protection cover for V3 ÷ V9 - 700		<input type="checkbox"/> <input checked="" type="checkbox"/> <input checked="" type="checkbox"/> <input checked="" type="checkbox"/> <input checked="" type="checkbox"/> <input type="checkbox"/> <input type="checkbox"/> <input type="checkbox"/> <input checked="" type="checkbox"/> <input checked="" type="checkbox"/>
				TO-1571
1	<b>TA-TO-116</b> 505 05 10 0043	Housse de protection pour V5 ÷ V9 - 1100 Schutzhaube für V5 ÷ V9 - 1100 Protection cover for V5 ÷ V9 - 1100		<input type="checkbox"/> <input type="checkbox"/> <input type="checkbox"/> <input checked="" type="checkbox"/> <input checked="" type="checkbox"/> <input type="checkbox"/> <input type="checkbox"/> <input type="checkbox"/> <input checked="" type="checkbox"/> <input checked="" type="checkbox"/>
				TO-1572
1	<b>TA-TO-117</b> 505 05 10 0044	Housse de protection pour V7 - 1800 Schutzhaube für V7 - 1800 Protection cover for V7 - 1800		<input type="checkbox"/> <input type="checkbox"/> <input type="checkbox"/> <input type="checkbox"/> <input type="checkbox"/> <input type="checkbox"/> <input type="checkbox"/> <input type="checkbox"/> <input checked="" type="checkbox"/> <input type="checkbox"/>
				TO-1573
1	<b>TA-TO-109</b> 505 05 10 0005	Housse de protection pour VT/M/MT 300 Schutzhaube für VT/M/MT 300 Protection cover for VT/M/MT 300		<input type="checkbox"/> <input type="checkbox"/> <input type="checkbox"/> <input type="checkbox"/> <input type="checkbox"/> <input checked="" type="checkbox"/> <input checked="" type="checkbox"/> <input type="checkbox"/> <input type="checkbox"/>
				TO-1590

1	<b>TA-TO-110</b> 505 05 10 0006	Housse de protection pour VT/M/MT 600 Schutzhaube für VT/M/MT 600 Protection cover for VT/M/MT 600		<input type="checkbox"/> <input type="checkbox"/> <input type="checkbox"/> <input type="checkbox"/> <input type="checkbox"/> <input checked="" type="checkbox"/> <input checked="" type="checkbox"/> <input type="checkbox"/> <input type="checkbox"/>
				TO-1600
1	<b>TA-TO-111</b> 505 05 10 0007	Housse de protection pour VT/M/MT 1000 Schutzhaube für VT/M/MT 1000 Protection cover for VT/M/MT 1000		<input type="checkbox"/> <input type="checkbox"/> <input type="checkbox"/> <input type="checkbox"/> <input type="checkbox"/> <input checked="" type="checkbox"/> <input checked="" type="checkbox"/> <input type="checkbox"/> <input type="checkbox"/>
				TO-1610
1	<b>TA-TO-112</b> 505 05 10 0008	Housse de protection pour VT 1500 Schutzhaube für VT 1500 Protection cover for VT1500		<input type="checkbox"/> <input type="checkbox"/> <input type="checkbox"/> <input type="checkbox"/> <input type="checkbox"/> <input checked="" type="checkbox"/> <input type="checkbox"/> <input type="checkbox"/> <input type="checkbox"/>
				TO-1620
1	<b>TA-TO-113</b> 505 05 10 0037	Housse de protection pour VT 2000 Schutzhaube für VT 2000 Protection cover for VT 2000		<input type="checkbox"/> <input type="checkbox"/> <input type="checkbox"/> <input type="checkbox"/> <input type="checkbox"/> <input checked="" type="checkbox"/> <input type="checkbox"/> <input type="checkbox"/> <input type="checkbox"/>
				TO-1630
1	<b>TA-EL-101</b> 3706 0006	Pédale (VT/MT) Fusspedal (VT/MT) Foot pedal (VT/MT)		<input type="checkbox"/> <input type="checkbox"/> <input type="checkbox"/> <input type="checkbox"/> <input type="checkbox"/> <input checked="" type="checkbox"/> <input checked="" type="checkbox"/> <input type="checkbox"/> <input type="checkbox"/>
				EL-0102
1	<b>TVM.O-PC/AT.9P</b> 333 9 0003	Câble Opto-PC / AT 9 P/F 2 m Kabel Opto-PC / AT 9 P/W 2 m Cable Opto-PC / AT 9 P/F 2 m		<input checked="" type="checkbox"/> <input type="checkbox"/> <input type="checkbox"/> <input type="checkbox"/> <input type="checkbox"/> <input type="checkbox"/> <input type="checkbox"/> <input type="checkbox"/> <input type="checkbox"/>
				EL-0210
1	<b>CABL.RS.1/1-9P</b> 332 01 0001	Câble RS232 m/f, 1.8 m, VT/M/MT: Imprimante & PC - H: PC Kabel RS232 m/w, 1.8 m, VT/M/MT: Drucker & PC - H: PC Cable RS232 m/f, 1.8 m, VT/M/MT: Printer & PC - H: PC		<input type="checkbox"/> <input type="checkbox"/> <input type="checkbox"/> <input type="checkbox"/> <input type="checkbox"/> <input checked="" type="checkbox"/> <input checked="" type="checkbox"/> <input type="checkbox"/> <input type="checkbox"/>
				EL-0230

1	<b>TA-EL-112</b> 333 0 0104	Câble pour connexion RS232-PC Kabel für RS232-PC-Verbindung Cable for RS232-PC connection		<input type="checkbox"/> <input checked="" type="checkbox"/> <input checked="" type="checkbox"/> <input checked="" type="checkbox"/> <input checked="" type="checkbox"/> <input type="checkbox"/> <input type="checkbox"/> <input checked="" type="checkbox"/> <input checked="" type="checkbox"/>
				EL-0242
1	<b>TA-EL-013</b> 332 02 0001	Câble de liaison USB A-B, L=1.8 m Verbindungskabel, USB A-B, L=1.8 m USB A-B connection cable, L=1.8 m		<input type="checkbox"/> <input type="checkbox"/> <input type="checkbox"/> <input type="checkbox"/> <input type="checkbox"/> <input checked="" type="checkbox"/> <input checked="" type="checkbox"/> <input checked="" type="checkbox"/> <input checked="" type="checkbox"/>
				EL-0250
1	<b>TA-EL-014</b> 332 02 0002	Câble de liaison USB A-Mini B, L=1.8m Verbindungskabel, USB A-Mini B, L=1.8m USB A-Mini B connection cable, L=1.8m		<input type="checkbox"/> <input checked="" type="checkbox"/> <input checked="" type="checkbox"/> <input checked="" type="checkbox"/> <input checked="" type="checkbox"/> <input type="checkbox"/> <input type="checkbox"/> <input type="checkbox"/> <input type="checkbox"/>
				EL-0252
1	<b>TA-EL-030</b> 356 0016	Imprimante à jet d'encre (USB) Tintenstrahl-Drucker (USB) Inkjet printer (USB)		<input type="checkbox"/> <input type="checkbox"/> <input type="checkbox"/> <input type="checkbox"/> <input type="checkbox"/> <input checked="" type="checkbox"/> <input checked="" type="checkbox"/> <input type="checkbox"/> <input type="checkbox"/>
				EL-0420
1	<b>TA-EL-032</b> 756 0018	Imprimante thermique avec support, chargeur et câble RS232 Thermodrucker mit Halter, Ladegerät und RS232-Kabel Thermal printer with holder, AC adapter and RS232 cable		<input type="checkbox"/> <input checked="" type="checkbox"/> <input checked="" type="checkbox"/> <input checked="" type="checkbox"/> <input checked="" type="checkbox"/> <input type="checkbox"/> <input type="checkbox"/> <input checked="" type="checkbox"/> <input checked="" type="checkbox"/>
				EL-0440 TA-EL-032 - Imprimante thermique avec suppor
1	<b>TA-EL-031</b> 756 0023	Imprimante thermique avec chargeur et câble RS232 Thermodrucker mit Ladegerät und RS232-Kabel RS232 Thermal printer with AC adapter and RS232 cable		<input type="checkbox"/> <input type="checkbox"/> <input type="checkbox"/> <input type="checkbox"/> <input type="checkbox"/> <input checked="" type="checkbox"/> <input checked="" type="checkbox"/> <input type="checkbox"/> <input type="checkbox"/>
				EL-0441
1	<b>V-30.7</b> 788 000001 001	Rouleaux de papier (5 pces) Papierrollen (5 Stk.) Paper rolls (5 pces)		<input type="checkbox"/> <input checked="" type="checkbox"/> <input checked="" type="checkbox"/> <input checked="" type="checkbox"/> <input checked="" type="checkbox"/> <input checked="" type="checkbox"/> <input checked="" type="checkbox"/> <input checked="" type="checkbox"/> <input checked="" type="checkbox"/>
				EL-0442

<p>1</p>	<p><b>BAT-TVM.OPTO</b> 3705 0002</p>	<p>Pile Batterie Battery</p>		<p><input checked="" type="checkbox"/> <input type="checkbox"/> <input type="checkbox"/> <input type="checkbox"/> <input type="checkbox"/> <input type="checkbox"/> <input type="checkbox"/> <input type="checkbox"/> <input type="checkbox"/> <input type="checkbox"/></p> <p>EL-0600</p>
<p>1</p>	<p><b>TA-EL-132</b> 357 0112</p>	<p>Convertisseur AC/DC 100-240V/12V - 3A (avec adaptateur) Netzgerät AC/DC 100-240V/12V - 3A (mit Adapter) Adapter AC/DC 100-240V/12V - 3A (with adapter)</p>		<p><input type="checkbox"/> <input checked="" type="checkbox"/> <input checked="" type="checkbox"/> <input checked="" type="checkbox"/> <input checked="" type="checkbox"/> <input type="checkbox"/> <input type="checkbox"/> <input checked="" type="checkbox"/> <input checked="" type="checkbox"/></p> <p>EL-0601</p>
<p>1</p>	<p><b>TA-EL-130</b> 357 0100</p>	<p>Convertisseur AC/DC 100-240V/28 V (sans câble) Netzgerät AC/DC 100-240V/28 V (ohne Kabel) Adapter AC/DC 100-240V/28 V (without cable)</p>		<p><input type="checkbox"/> <input type="checkbox"/> <input type="checkbox"/> <input type="checkbox"/> <input type="checkbox"/> <input checked="" type="checkbox"/> <input checked="" type="checkbox"/> <input type="checkbox"/> <input type="checkbox"/></p> <p>EL-0602</p>
<p>1</p>	<p><b>TA-EL-001</b> 332 10 0011</p>	<p>Câble d'alimentation, 2 pôles, Europe Netzkabel, 2-polig, Europa Power cable, 2 poles, Europe</p>		<p><input type="checkbox"/> <input type="checkbox"/> <input type="checkbox"/> <input type="checkbox"/> <input type="checkbox"/> <input checked="" type="checkbox"/> <input checked="" type="checkbox"/> <input type="checkbox"/> <input type="checkbox"/></p> <p>EL-0610</p>
<p>1</p>	<p><b>TA-EL-002</b> 332 10 0013</p>	<p>Câble d'alimentation, 2 pôles, USA/Japon Netzkabel, 2-polig, USA/Japan Power cable, 2 poles, USA/Japan</p>		<p><input type="checkbox"/> <input type="checkbox"/> <input type="checkbox"/> <input type="checkbox"/> <input type="checkbox"/> <input checked="" type="checkbox"/> <input checked="" type="checkbox"/> <input type="checkbox"/> <input type="checkbox"/></p> <p>EL-0611</p>
<p>1</p>	<p><b>TA-EL-003</b> 332 10 0016</p>	<p>Câble d'alimentation, 2 pôles, Australie Netzkabel, 2-polig, Australien Power cable, 2 poles, Australia</p>		<p><input type="checkbox"/> <input type="checkbox"/> <input type="checkbox"/> <input type="checkbox"/> <input type="checkbox"/> <input checked="" type="checkbox"/> <input checked="" type="checkbox"/> <input type="checkbox"/> <input type="checkbox"/></p> <p>EL-0612</p>
<p>1</p>	<p><b>TA-EL-004</b> 332 10 0014</p>	<p>Câble d'alimentation, 2 pôles, Grande Bretagne Netzkabel, 2-polig, UK Power cable, 2 poles, UK</p>		<p><input type="checkbox"/> <input type="checkbox"/> <input type="checkbox"/> <input type="checkbox"/> <input type="checkbox"/> <input checked="" type="checkbox"/> <input checked="" type="checkbox"/> <input type="checkbox"/> <input type="checkbox"/></p> <p>EL-0613</p>

<p>1</p>	<p><b>TA-EL-005</b> 616 20 003</p>	<p>Câble d'alimentation, 2 pôles, Corée Netzkabel, 2-polig, Korea Power cable, 2 poles, Korea</p>		<p>EL-0614</p> <p><input type="checkbox"/> <input type="checkbox"/> <input type="checkbox"/> <input type="checkbox"/> <input type="checkbox"/> <input checked="" type="checkbox"/> <input checked="" type="checkbox"/> <input type="checkbox"/> <input type="checkbox"/></p>
<p>1</p>	<p><b>TA-EL-120</b> 609 50 005</p>	<p>Système de compensation en température Temperaturkompensations-System Temperature compensation system</p>		<p>EL-1710</p> <p><input type="checkbox"/> <input type="checkbox"/> <input type="checkbox"/> <input type="checkbox"/> <input type="checkbox"/> <input checked="" type="checkbox"/> <input type="checkbox"/> <input type="checkbox"/> <input type="checkbox"/></p>
<p>1</p>	<p><b>TA-EL-121</b> 616 70 001</p>	<p>Système de communications sans fil "Wi-Fi", type WLAN Drahtloses Kommunikations-System "Wi-Fi", Typ WLAN Wireless communication system "Wi-Fi", type WLAN</p>		<p>EL-1720</p> <p><input type="checkbox"/> <input type="checkbox"/> <input type="checkbox"/> <input type="checkbox"/> <input type="checkbox"/> <input checked="" type="checkbox"/> <input checked="" type="checkbox"/> <input type="checkbox"/> <input type="checkbox"/></p>
<p>1</p>	<p><b>TA-EL-122</b> 616 70 002</p>	<p>Système de communications sans fil "Bluetooth" Drahtloses Kommunikations-System "Bluetooth" Wireless communication system "Bluetooth"</p>		<p>EL-1730</p> <p><input type="checkbox"/> <input type="checkbox"/> <input type="checkbox"/> <input type="checkbox"/> <input type="checkbox"/> <input checked="" type="checkbox"/> <input checked="" type="checkbox"/> <input type="checkbox"/> <input type="checkbox"/></p>
<p>1</p>	<p><b>TA-EL-123</b> 609 50 006</p>	<p>Système de compensation en temp. "Wi-Fi" Temperaturkompensations-System "Wi-Fi" Temperature compensation system "Wi-Fi"</p>		<p>EL-1740</p> <p><input type="checkbox"/> <input type="checkbox"/> <input type="checkbox"/> <input type="checkbox"/> <input type="checkbox"/> <input checked="" type="checkbox"/> <input type="checkbox"/> <input type="checkbox"/> <input type="checkbox"/></p>
<p>1</p>	<p><b>TA-EL-124</b> 609 50 007</p>	<p>Système de compensation en temp. "Bluetooth" Temperaturkompensations-System "Bluetooth" Temperature compensation system "Bluetooth"</p>		<p>EL-1750</p> <p><input type="checkbox"/> <input type="checkbox"/> <input type="checkbox"/> <input type="checkbox"/> <input type="checkbox"/> <input checked="" type="checkbox"/> <input type="checkbox"/> <input type="checkbox"/> <input type="checkbox"/></p>
<p>1</p>	<p><b>TA-EL-140</b> 358 0008</p>	<p>Memory stick USB, Compatible avec instruments Trimos USB memory stick, Kompatibel mit Trimos Instrumenten USB memory stick, Compatible with Trimos instruments</p>		<p>EL-1810</p> <p><input type="checkbox"/> <input type="checkbox"/> <input type="checkbox"/> <input type="checkbox"/> <input type="checkbox"/> <input checked="" type="checkbox"/> <input checked="" type="checkbox"/> <input checked="" type="checkbox"/> <input checked="" type="checkbox"/></p>

<p>1</p>	<p><b>TA-SW-001</b> 394 1 0050</p>	<p>Logiciel pour la transmission de données WinDDE</p> <p>Software für Datenübertragung WinDDE</p> <p>Software for data transfer WinDDE</p>		<p> <input checked="" type="checkbox"/> <input type="checkbox"/> <input type="checkbox"/> <input type="checkbox"/> <input type="checkbox"/> <input checked="" type="checkbox"/> <input checked="" type="checkbox"/> <input type="checkbox"/> <input type="checkbox"/> </p> <p>SW-0010</p>
<p>1</p>	<p><b>TA-SW-002</b> 394 1 0051</p>	<p>Logiciel de communication USB (TrimosDataTransfer)</p> <p>Software für USB-Datenübertragung (TrimosDataTransfer)</p> <p>Software for USB data transfer (TrimosDataTransfer)</p>		<p> <input type="checkbox"/> <input checked="" type="checkbox"/> <input checked="" type="checkbox"/> <input checked="" type="checkbox"/> <input checked="" type="checkbox"/> <input type="checkbox"/> <input type="checkbox"/> <input type="checkbox"/> <input type="checkbox"/> </p> <p>SW-0020      Logiciel de communication USB pour V3/V4/V5/</p>